

Office of the Registrar

Peterson Office Building  
750 University Avenue  
Madison, Wisconsin 53706



October 1, 1984

Dear Colleague:

The following constitutes the University of Wisconsin - Madison Enrollment Report for First Semester 1984-85. The total enrollment is 44,218 which is 2.7% higher than last year's total of 43,075. Most of this gain was in undergraduate students up 870 over a year ago. The number of new freshman increased by 380 from 5,110 to 5,490. The School of Veterinary Medicine, in its second year of operation, now has 158 students enrolled.

This fall the numerical relationships between continuing, re-entering, and new advanced standing students have been altered because of revised definitions of the current entrance codes. More students are now tallied as new advanced standing because this code is used for all students new to an enrollment category with the exception of New Freshmen and New Graduate students. Re-entry students are those returning to the same enrollment category after an absence of a semester or more from that category. The impact of new current entrance code definitions is also noticeable in the table which shows Intersystem Transfers By University of Wisconsin College From Which Admitted.

The Permanent Home Address & Resident Fee Status For Non-Foreign table has been revised to display more refined categories of students by permanent home address.

In addition to various tallies of student enrollment, the enrollment report contains two maps which display the number of students by permanent home address; a tabulation of all degrees granted by the University of Wisconsin-Madison in Fiscal Year 1983-84; and two tables showing the enrollment and credits in the Farm and Industry Short Course Program.

We appreciate your interest in this enrollment report and welcome your comments.

Sincerely,


  
Thomas H. Hoover  
Registrar

TABLE OF CONTENTS

UNIVERSITY OF WISCONSIN - MADISON  
 FIRST SEMESTER 1984 -85  
 (END OF THE SECOND WEEK OF INSTRUCTION)

	PAGE
ENROLLMENT FACTS AT A GLANCE.....	1
COMPARISON OF ENROLLMENT WITH PREVIOUS FIRST SEMESTER.....	2
STUDENT CLASSIFICATION BY COLLEGE.....	3-8
CURRENT ENTRANCE STATUS BY SEX.....	9-11
CURRENT ENTRANCE STATUS BY ATTENDANCE STATUS.....	12-14
CURRENT ENTRANCE STATUS BY FEE ASSESMENT STATUS.....	15-17
MAJORS FULL-TIME EQUIVALENT TABULATION - UNDERGRADUATE STUDENTS.....	18-20
MAJORS FULL-TIME EQUIVALENT TABULATION - GRADUATE AND PROFESSIONAL STUDENTS.....	21-24
INTERSYSTEM TRANSFERS BY UNIVERSITY OF WISCONSIN COLLEGE FROM WHICH ADMITTED.....	25
NEW FRESHMEN BY WISCONSIN HIGH SCHOOL FROM WHICH ADMITTED.....	26-29
DISTRIBUTION OF HIGH SCHOOL RANK PERCENTILES FOR NEW FRESHMEN.....	30
DISTRIBUTION OF CREDITS CARRIED BY LEVEL.....	31
DISTRIBUTION OF CREDITS CARRIED BY COLLEGE.....	32
DISTRIBUTION OF STUDENTS BY AGE.....	33
PERMANENT HOME ADDRESS & RESIDENT FEE STATUS FOR NON-FOREIGN.....	34-37
FOREIGN STUDENTS BY COUNTRY OF CITIZENSHIP.....	38-40
MAP OF PERMANENT HOME ADDRESSES BY WISCONSIN COUNTY.....	41
MAP OF PERMANENT HOME ADDRESSES BY STATE.....	42
DEGREES REPORTED FISCAL YEAR 1983-84 FULL-TIME EQUIVALENT BY MAJOR.....	43-46
FARM AND INDUSTRY SHORT COURSES ENROLLMENT BY COURSE AND TERM 1983-84*.....	47
FARM AND INDUSTRY SHORT COURSES NUMBER OF ACCUMULATIVE CREDITS BY TERM 1983-84*.....	48

\*Students enrolled in these courses are not counted in the University of Wisconsin - Madison figures.

Note: For classification tables, Pharmacy 1's are treated as juniors and Pharmacy 2's and 3's as seniors.

ENROLLMENT FACTS AT A GLANCE  
UNIVERSITY OF WISCONSIN - MADISON  
FIRST SEMESTER 1984-85  
(END OF THE SECOND WEEK OF INSTRUCTION)

	FRESH	UNDERGRADUATES				SPL	GRAD	LAW	MED	VET	SUMMARY		TOTAL	TOTAL 1983-84	% CHANGE
		SOPH	JR	SR	TOTAL						MEN	WOMEN			
TOTAL ENROLLMENT	6608	6937	7632	8963	30138	3091	9288	900	643	158	23873	20545	44218	43075	2.7
SEX															
MEN	3265	3630	3988	4805	15688	1403	5540	521	450	71	23673		23673	23459	.9
WOMEN	3341	3307	3644	4158	14450	1688	3748	379	193	87		20545	20545	19616	4.7
CURRENT ENTRANCE STATUS															
CONTINUING	744	5603	6466	8459	21272	1278	7021	577	483	78	16856	13853	30709	30528	.6
RE-ENTERING	74	224	308	326	932	531	275	40	3		848	933	1781	2078	14.3-
NEW ADVANCED STANDING	298	1110	858	178	2444	1282		283	157	80	2173	2073	4246	3401	24.8
NEW OTHERS	5490				5490		1992				3796	3886	7482	7068	5.9
ATTENDANCE STATUS															
FULL TIME	6415	6591	7148	7444	27598	338	7293	816	633	158	20268	16568	36836	35983	2.4
PART TIME	191	346	484	1519	2540	2753	1995	84	10		3405	3977	7382	7092	4.1
FEE ASSESSMENT STATUS															
RESIDENTS	4947	5374	6099	7453	23873	2674	4132	755	612	140	16621	15565	32186	31635	1.7
NON-RESIDENTS	1659	1563	1533	1510	6265	417	5156	145	31	18	7052	4980	12032	11440	5.2
FTE COUNT	6347	6693	7332	8018	28390	1004	7969	893	643	158	21377	17679	39057	38186	2.3
DISSERTATORS							1857	2	3		1252	610	1862	1836	1.4
GUESTS 62 AND OVER						160					70	90	160	157	1.9

ENROLLMENT SUMMARY FOR PREVIOUS YEARS

YEAR	FRESH	UNDERGRADUATES				SPL	GRAD	LAW	MED	VET	SUMMARY		TOTAL	% CHANGE FROM PREVIOUS YEAR
		SOPH	JR	SR	TOTAL						MEN	WOMEN		
1983-84	6177	6700	7344	9047	29268	2923	9238	912	654	80	23459	19616	43075	2.0
1982-83	5919	6563	7466	8604	28552	2995	9131	907	645		23202	19028	42230	1.3
1981-82	5880	6777	7339	8131	28127	2914	9113	881	656		22850	18841	41691	.8
1980-81	6231	6880	7086	7748	27745	2958	9095	901	650		22579	18770	41349	2.8
1979-80	5938	6249	6688	7553	26428	3201	9059	894	651		21986	18247	40233	2.0
1978-79	5717	5989	6625	7580	25911	3002	8969	901	647		21756	17674	39430	1.0
1977-78	5266	5983	7024	7230	25503	2854	9114	893	658		21652	17370	39022	2.9
1976-77	4853	6119	6874	7036	24882	2579	8943	878	642		21221	16703	37924	- 1.6
1975-76	5838	6022	6905	6742	25507	2215	9319	877	627		22129	16416	38545	4.4
1974-75	5468	5837	6518	6429	24252	1891	9305	878	589		21502	15413	36915	2.7

COMPARISONS OF ENROLLMENTS WITH PREVIOUS FIRST SEMESTER  
 UNIVERSITY OF WISCONSIN - MADISON  
 FIRST SEMESTER 1984-85  
 (END OF THE SECOND WEEK OF INSTRUCTION)

	83-84	84-85	%CHANGE		83-84	84-85	%CHANGE		83-84	84-85	%CHANGE
GRADUATE STUDENTS				TOTAL UNDERGRADUATES				FAMILY RESOURCES			
AG & LIFE SCIENCES	1201	1188	- 1.2	FRESHMEN	6177	6606	6.9	FRESHMEN	94	103	9.6
ALLIED HEALTH PROF	2	6	200.0	SOPHOMORES	6700	6937	3.5	SOPHOMORES	175	170	- 2.9
BUSINESS	983	911	- 7.3	JUNIORS	7344	7632	3.9	JUNIORS	281	272	- 3.2
CIC	1	7	600.0	SENIORS	9047	8963	- 0.9	SENIORS	398	378	- 5.0
EDUCATION	1295	1335	3.1	TOTAL	29268	30138	3.0	TOTAL	948	923	- 2.6
ENGINEERING	1002	998	- 0.4	AGRIC & LIFE SCIENCES				LETTERS & SCIENCE			
FAMILY RESOURCES	111	99	- 10.8	FRESHMEN	318	319	0.3	FRESHMEN	4103	4766	16.2
INST ENV STUDIES	140	133	- 5.0	SOPHOMORES	431	450	4.4	SOPHOMORES	4452	4826	8.4
LAW	3	2	- 33.3	JUNIORS	620	670	8.1	JUNIORS	3810	4111	7.9
LETTERS & SCIENCE	4089	4195	2.6	SENIORS	1029	863	- 16.1	SENIORS	3227	3398	5.3
MEDICINE	190	187	- 1.6	TOTAL	2398	2302	- 4.0	TOTAL	15592	17101	9.7
NURSING	128	142	10.9	ALLIED HEALTH PROF				NURSING			
PHARMACY	93	87	- 6.5	FRESHMEN	208	223	7.2	FRESHMEN	139	133	- 4.3
TOTAL	9238	9288	0.5	SOPHOMORES	177	181	2.3	SOPHOMORES	167	161	- 3.6
LAW				JUNIORS	213	205	- 3.8	JUNIORS	207	218	5.3
FIRST YEAR	308	317	2.9	SENIORS	337	336	- 0.3	SENIORS	371	342	- 7.8
SECOND YEAR	320	299	- 6.6	TOTAL	935	945	1.1	TOTAL	884	854	- 3.4
THIRD YEAR	279	271	- 2.9	BUSINESS				PHARMACY			
FOURTH YEAR	5	13	160.0	JUNIORS	428	465	8.6	FIRST YEAR	121	111	- 8.3
TOTAL	912	900	- 1.3	SENIORS	741	724	- 2.3	SECOND YEAR	108	116	7.4
MEDICAL				TOTAL	1169	1189	1.7	THIRD YEAR	120	104	- 13.3
FIRST YEAR	163	159	- 2.5	EDUCATION				TOTAL	349	331	- 5.2
SECOND YEAR	166	165	- 0.6	FRESHMEN	186	225	21.0	SPECIALS			
THIRD YEAR	169	160	- 5.3	SOPHOMORES	336	307	- 8.6	AG & LIFE SCIENCES	17	12	- 29.4
FOURTH YEAR	156	159	1.9	JUNIORS	558	652	16.8	ALLIED HEALTH PROF	3	1	- 66.7
TOTAL	654	643	- 1.7	SENIORS	919	957	4.1	BUSINESS	13	6	- 53.8
VETERINARY MEDICINE				TOTAL	1999	2141	7.1	EDUCATION	53	96	81.1
FIRST YEAR	80	80	0.0	ENGINEERING				ENGINEERING	29	19	- 34.5
SECOND YEAR	--	78	--	FRESHMEN	1129	837	- 25.9	FAMILY RESOURCES	11	19	72.7
TOTAL	80	158	97.5	SOPHOMORES	962	842	- 12.5	INST ENV STUDIES	0	1	--
TOTAL PROFESSIONALS	1646	1701	3.3	JUNIORS	1106	928	- 16.1	INTER COLLEGE PROG	2660	2789	4.8
				SENIORS	1797	1745	- 2.9	LAW	7	5	- 28.6
				TOTAL	4994	4352	- 12.9	LETTERS & SCIENCE	104	111	6.7
								MEDICINE	26	32	23.1
								NURSING	0	0	--
								PHARMACY	0	0	--
								TOTAL	2923	3091	5.7
								TOTAL ENROLLMENT	43075	44218	2.7

STUDENT CLASSIFICATION BY COLLEGE  
UNIVERSITY OF WISCONSIN - MADISON  
FIRST SEMESTER 1984-85  
(END OF SECOND WEEK OF INSTRUCTION)

	SUMMARY TOTAL	FIRST YEAR		SECOND YEAR		THIRD YEAR		FOURTH YEAR		SPECIALS		TOTAL	
		M	W	M	W	M	W	M	W	M	W	M	W
GRADUATES*													
AGRICULTURAL AND LIFE SCIENCES													
ALBU AG & LIFE SCI - BUSINESS	2	1	1									1	1
ALEN AG & LIFE SCI - ENGINEERING	2			2								2	
ALES AG & LIFE SCI - ENVIR STUDIES	3	1		1	1							2	1
ALLS AG & LIFE SCI - LETTERS & SCI	17	2	2	10	3							12	5
ALMN AG & LIFE SCI - MEDICINE	2			1	1							1	1
ALPH AG & LIFE SCI - PHARMACY	1			1								1	
ALS AGRICULTURAL AND LIFE SCIENCES	1159	264	237	445	213							709	450
TOTAL	1186	268	240	460	218							728	458
ALLIED HEALTH PROFESSIONS													
AH ALLIED HEALTH PROFESSIONS	6	1	5									1	5
TOTAL	6	1	5									1	5
BUSINESS													
BUED BUSINESS - EDUCATION	1		1										1
BUEN BUSINESS - ENGINEERING	2	2										2	
BULS BUSINESS - LETTERS & SCIENCE	9	4	3	2								6	3
BUNU BUSINESS - NURSING	1		1										1
BUS BUSINESS	898	508	277	86	27							594	304
TOTAL	911	514	282	88	27							602	309
COMMITTEE ON INSTITUTIONAL COOPERATION													
CIC COMMITTEE ON INST COOPERATION	7	1	3	1	2							2	5
TOTAL	7	1	3	1	2							2	5
EDUCATION													
ED EDUCATION	1327	221	436	320	350							541	786
EDLS EDUCATION - LETTERS & SCIENCE	7		4	1	2							1	6
EDNU EDUCATION - NURSING	1		1										1
TOTAL	1335	221	441	321	352							542	793
ENGINEERING													
E ENGINEERING	989	425	55	470	39							895	94
ENES ENGINEERING - ENVIRON STUDIES	1	1										1	
ENLS ENGINEERING - LETTERS & SCI	7	4		3								7	
ENMN ENGINEERING - MEDICINE	1			1								1	
TOTAL	998	430	55	474	39							904	94

\* FIRST YEAR GRADUATES ARE THOSE WORKING AT THE MASTERS LEVEL; SECOND YEAR GRADUATES ARE THOSE WORKING AT THE DOCTORATE LEVEL

STUDENT CLASSIFICATION BY COLLEGE  
UNIVERSITY OF WISCONSIN - MADISON  
FIRST SEMESTER 1984-85  
(END OF SECOND WEEK OF INSTRUCTION)

	SUMMARY TOTAL	FIRST YEAR		SECOND YEAR		THIRD YEAR		FOURTH YEAR		SPECIALS		TOTAL	
		M	W	M	W	M	W	M	W	M	W	M	W
GRADUATES													
FAMILY RESOURCES AND CONSUMER SCIENCES													
FR FAM RESOURCES & CONSUMER SCI	99	3	54	6	36							9	90
TOTAL	99	3	54	6	36							9	90
INSTITUTE FOR ENVIRONMENTAL STUDIES													
ESEN ENVIRON STUDIES - ENGINEERING	1		1										1
ESLS ENVIRON STUDIES - LETTERS&SCI	9	5	2	1	1							6	3
ESMN ENVIRON STUDIES - MEDICINE	1				1								1
IES INST FOR ENVIRONMENTAL STUDIES	122	45	32	31	14							76	46
TOTAL	133	50	35	32	16							82	51
LAW													
LAW LAW	2	2										2	
TOTAL	2	2										2	
LETTERS AND SCIENCE													
LS LETTERS AND SCIENCE	4194	861	955	1625	753							2486	1708
LSPH LETTERS AND SCIENCE - PHARMACY	1			1								1	
TOTAL	4195	861	955	1626	753							2487	1708
MEDICINE													
GRM MEDICINE	186	28	11	84	63							112	74
MNU MEDICINE - NURSING	1		1										1
TOTAL	187	28	12	84	63							112	75
NURSING													
NUR NURSING	142	5	135		2							5	137
TOTAL	142	5	135		2							5	137
PHARMACY													
PH PHARMACY	87	22	8	42	15							64	23
TOTAL	87	22	8	42	15							64	23
TOTAL GRADUATES	9288	2406	2225	3134	1523							5540	3748
PROFESSIONALS													
LAW													
AL5L AG & LIFE SCI - LAW	1			1								1	
BU5L BUSINESS - LAW	7			3	1	3						6	1
ED5L EDUCATION - LAW	1					1						1	
LAW LAW	871	177	139	167	119	154	104	5	6			503	368
LS5L LETTERS AND SCIENCE - LAW	20	1		2	6	6	3	1	1			10	10
MEDICINE													
AL5M AG & LIFE SCI - MEDICINE	3	1		1				1				3	
BS4M LETTERS AND SCIENCE - MEDICINE	9	6	3									6	3

OFFICE OF THE REGISTRAR  
STUDENT STATISTICS

STUDENT CLASSIFICATION BY COLLEGE  
UNIVERSITY OF WISCONSIN - MADISON  
FIRST SEMESTER 1984-85  
(END OF SECOND WEEK OF INSTRUCTION)

	SUMMARY TOTAL	FIRST YEAR		SECOND YEAR		THIRD YEAR		FOURTH YEAR		SPECIALS		TOTAL		
		M	W	M	W	M	W	M	W	M	W	M	W	
PROFESSIONALS														
MEDICINE														
EDSM	EDUCATION - MEDICINE	1		1									1	
LS5M	LETTERS AND SCIENCE - MEDICINE	2			1		1						2	
MED	MEDICINE	622	103	44	110	51	108	50	113	43			434	188
MNSM	MEDICINE - MEDICINE	6	1		2			1	1	1			4	2
VETERINARY MEDICINE														
VET	VETERINARY MEDICINE	158	38	44	35	43							71	87
TOTAL PROFESSIONALS		1701	328	230	322	220	273	158	121	51			1042	659
UNDERGRADUATES														
AGRICULTURAL AND LIFE SCIENCES														
ALA	LANDSCAPE ARCHITECTURE	65			2	2	13	8	28	12			43	22
ALBU	AG & LIFE SCI - BUSINESS	2							1	1			1	1
ALC	CONSTRUCTION ADMINISTRATION	83			2	2	31	1	44	3			77	6
ALE	AGRICULTURAL ENGINEERING	58			4		17	3	32	2			53	5
ALM	AG & LIFE SCI - TWO YR COURSE	1	1										1	
ALS	AGRICULTURAL AND LIFE SCIENCES	2015	172	122	255	156	350	232	395	333			1172	843
ALSC	AG & LIFE SCI CERT PROGRAM	13					3	1	6	3			9	4
ALV	PRE-VETERINARY MEDICINE	28	7	7	6	7		1					13	15
PLA	PRE-LANDSCAPE ARCHITECTURE	37	9	1	8	6	8	2	3				28	9
TOTAL		2302	189	130	277	173	422	248	509	354			1397	905
ALLIED HEALTH PROFESSIONS														
MDT	MEDICAL TECHNOLOGY	52					2	16	6	28			8	44
OCT	OCCUPATIONAL THERAPY	166					3	34	3	126			6	160
OTP	PRE-OCCUPATIONAL THERAPY	135	3	30	4	58		23	4	13			11	124
PA	PHYSICIAN ASSISTANT	50					1	14	13	22			14	36
PMT	PRE-MEDICAL TECHNOLOGY	73	2	25	4	20	4	15		3			10	63
PPA	PRE-PHYSICIAN ASSISTANT	81	3	29	5	22	7	12	2	1			17	64
PPT	PRE-PHYSICAL THERAPY	267	23	108	10	58	15	32	6	15			54	213
PTH	PHYSICAL THERAPY	121					3	24	26	68			29	92
TOTAL		945	31	192	23	158	35	170	60	276			149	796
BUSINESS														
BUS	BUSINESS	1189					262	203	412	312			674	515
TOTAL		1189					262	203	412	312			674	515
EDUCATION														
AED	ART EDUCATION	45		1			2	12	1	29			3	42
ART	ART	422	21	53	29	53	52	72	51	91			153	269
BDC	BEHAV DISABILITIES CERT	148				18	5	47	4	74			9	139
BDR	BEHAV DIS REHABILITATION	40			1	1	1	16	3	18			5	35

STUDENT CLASSIFICATION BY COLLEGE  
UNIVERSITY OF WISCONSIN - MADISON  
FIRST SEMESTER 1984-85  
(END OF SECOND WEEK OF INSTRUCTION)

	SUMMARY TOTAL	FIRST YEAR		SECOND YEAR		THIRD YEAR		FOURTH YEAR		SPECIALS		TOTAL	
		M	W	M	W	M	W	M	W	M	W	M	W
UNDERGRADUATES													
EDUCATION													
CPE DANCE CERTIFICATION	20				3			4	1	12			1 19
EED ELEMENTARY EDUCATION	440				23	18	177	31	191			49	391
IME INDIVIDUAL MAJOR	11					2	2	2	5			4	7
PBH PRE-BEHAVIORAL DISABILITIES	52	1	29	1	20		1					2	50
PEC PHY ED - TEACHER CERTIFICATION	105	1	1	9	11	6	20	29	28			45	60
PED PHYSICAL EDUCATION	54	11	12	6	6	3	6	5	5			25	29
PEK PHY ED -BIOMECH OR KINESIOLOGY	3								3			3	
PES PHY ED - EXERCISE SPECIALIST	29		3		1			4	11			4	25
PEX PHY ED - EXERCISE PHYSIOLOGY	37		1	3	3	4	6	7	13			14	23
PPE DANCE-PERFORMING AND CHOREOG	30	1	8		6		10	1	4			2	28
PRE PRE-ELEMENTARY EDUCATION	203	7	75	8	105	2	5		1			17	186
SED SECONDARY EDUCATION	492					63	104	137	188			200	292
TPE DANCE - THERAPY	10						2		8				10
TOTAL	2141	42	183	57	250	158	494	279	678			536	1605
ENGINEERING													
CEAL CIV & ENV ENGR - AG & LIFE SCI	4							4				4	
CEE CIVIL AND ENVIRONMENTAL ENGR	383			34	4	116	10	184	35			334	49
CHE CHEMICAL ENGINEERING	403			45	10	91	25	178	54			314	89
ECE ELECTRICAL AND COMPUTER ENGR	960			126	7	246	24	514	43			886	74
EGR GENERAL ENGINEERING	1279	709	128	374	62	5	1					1088	191
EM ENGINEERING MECHANICS	184			23	2	64	7	80	8			167	17
IE INDUSTRIAL ENGINEERING	259			17	7	52	23	107	53			176	83
ME MECHANICAL ENGINEERING	706			90	14	187	18	366	31			643	63
MME MINING AND METALLURGICAL ENGR	80			10		27		36	7			73	7
NE NUCLEAR ENGINEERING	94			16	1	30	2	42	3			88	6
TOTAL	4352	709	128	735	107	818	110	1511	234			3773	579
FAMILY RESOURCES AND CONSUMER SCIENCES													
FR FAM RESOURCES & CONSUMER SCI	894	2	101	15	155	32	238	27	324			76	818
FRA FAMILY RESOURCES PRE SCHOOL	17						2		15				17
FRC FAMILY RESOURCES CERT PROG	12								12				12
TOTAL	923	2	101	15	155	32	240	27	351			76	847
LETTERS AND SCIENCE													
AMP APPLIED MATH & ENGR PHYSICS	93	20	1	19	1	24	2	25	1			88	5
BA GENERAL COURSE - BA DEGREE	6434	531	969	641	889	890	1018	706	790			2768	3666
BS GENERAL COURSE - BS DEGREE	6108	918	720	994	641	996	505	913	421			3821	2287
CHC CHEMISTRY COURSE	25	1	1	1	2	4	1	11	4			17	8



STUDENT CLASSIFICATION BY COLLEGE  
UNIVERSITY OF WISCONSIN - MADISON  
FIRST SEMESTER 1984-85  
(END OF SECOND WEEK OF INSTRUCTION)

	SUMMARY TOTAL	FIRST YEAR		SECOND YEAR		THIRD YEAR		FOURTH YEAR		SPECIALS		TOTAL	
		M	W	M	W	M	W	M	W	M	W	M	W
UNDERGRADUATES													
LETTERS AND SCIENCE													
JBA JOURNALISM - BA DEGREE	265			2	1	8	19	83	152			93	172
JBS JOURNALISM - BS DEGREE	36					2		18	16			20	16
MUS MUSIC	195	20	34	20	31	15	15	27	33			82	113
MUSC MUSIC CERT PROG	57					4	6	19	28			23	34
MUSD MUSIC CERT PROG	17				3	4	5	1	4			5	12
PJA PRE-JOURNALISM - BA DEGREE	859	38	106	80	161	118	229	52	75			288	571
PJS PRE-JOURNALISM - BS DEGREE	78	5	8	11	9	10	25	7	3			33	45
PRB PRE-BUSINESS	2681	714	560	710	512	113	67	4	1			1541	1140
PRP PRE-PHARMACY	129	16	43	21	34	6	7	2				45	84
PRS PRE-SECONDARY EDUCATION	124	26	35	19	24	9	9	2				56	68
TOTAL	17101	2289	2477	2518	2308	2203	1908	1870	1528			8880	8221
NURSING													
NRN NURSING REGISTERED NURSE	64				11		19	1	33			1	63
NUR NURSING	601			5	100	9	181	27	279			41	560
PRN PRE-NURSING	173	3	125		38		6		1			3	170
PRR PRE-REGISTERED NURSE	16		5		7		3		1				16
TOTAL	854	3	130	5	156	9	209	28	314			45	809
PHARMACY													
PH PHARMACY	331					49	62	109	111			158	173
TOTAL	331					49	62	109	111			158	173
TOTAL UNDERGRADUATES	30138	3265	3341	3630	3307	3988	3644	4805	4158			15688	14450
SPECIALS													
AGRICULTURAL AND LIFE SCIENCES													
ALSS AGRICULTURAL AND LIFE SCIENCES	12									8	4	8	4
ALLIED HEALTH PROFESSIONS													
AHS ALLIED HEALTH PROFESSIONS	1									1		1	
BUSINESS													
BUSS BUSINESS	6									4	2	4	2
EDUCATION													
EDAS EDUCATION NON DEGREE	6									3	3	3	3
EDCS EDUCATION 2ND CERTIFICATION	76									24	52	24	52
EDS EDUCATION	14									5	9	5	9
ENGINEERING													
EPDS ENGINEERING PROF DEGREE	3									3		3	

STUDENT CLASSIFICATION BY COLLEGE  
 UNIVERSITY OF WISCONSIN - MADISON  
 FIRST SEMESTER 1984-85  
 (END OF SECOND WEEK OF INSTRUCTION)

	SUMMARY TOTAL	FIRST YEAR		SECOND YEAR		THIRD YEAR		FOURTH YEAR		SPECIALS		TOTAL	
		M	W	M	W	M	W	M	W	M	W	M	W
SPECIALS													
ENGINEERING ES ENGINEERING	16									16		16	
FAMILY RESOURCES AND CONSUMER SCIENCES FRS FAM RESOURCES & CONSUMER SCI	19										19		19
INSTITUTE FOR ENVIRONMENTAL STUDIES IESS INST FOR ENVIRONMENTAL STUDIES	1									1		1	
INTER-COLLEGE PROGRAMS OFFICE GUES GUEST STUDENT	330									146	184	146	184
UNS UNIVERSITY SPECIAL	2459									1116	1343	1116	1343
LAW LAWS LAW	5									3	2	3	2
LETTERS AND SCIENCE LSS LETTERS AND SCIENCE	111									53	58	53	58
MEDICINE MEDS MEDICINE	32									20	12	20	12
TOTAL SPECIALS	3091									1403	1688	1403	1688
TOTAL ENROLLMENT	44218	5997	5796	7086	5050	4261	3802	4926	4209	1403	1688	23673	20545

CURRENT ENTRANCE STATUS  
MEN - WOMEN  
UNIVERSITY OF WISCONSIN - MADISON  
FIRST SEMESTER 1984-85  
(END OF THE SECOND WEEK OF INSTRUCTION)

	SUMMARY TOTAL					MEN						WOMEN						
	NEW FRESH	NEW GRAD	NEW ADV STG	CONT	RE-ENT	TOTAL	NEW FRESH	NEW GRAD	NEW ADV STG	CONT	RE-ENT	TOTAL	NEW FRESH	NEW GRAD	NEW ADV STG	CONT	RE-ENT	TOTAL
BY COLLEGE																		
AGRIC & LIFE SCI	253	189	208	2716	134	3500	143	88	122	1696	84	2133	110	101	86	1020	50	1367
ALLIED HEALTH PROF	185	4	125	618	20	952	21		27	100	3	151	164	4	98	518	17	801
BUSINESS		244	23	1787	52	2106		166	18	1066	30	1280		78	5	721	22	826
COMM ON INST COOP		4		3		7		1		1		2		3		2		5
EDUCATION	157	207	220	2791	197	3572	24	58	57	900	71	1110	133	149	163	1891	126	2462
ENGINEERING	766	202	185	4119	97	5369	652	177	167	3614	86	4696	114	25	18	505	11	673
FAM RES & CONS SCI	66	18	82	836	39	1041	2		5	75	3	85	64	18	77	761	36	956
INST ENVIRON STUDY		27		97	10	134		16		60	7	83		11		37	3	51
INTER-COL PROG OFC			1178	1119	492	2789			552	521	189	1262			626	598	303	1527
LAW		1	286	580	40	907		1	166	336	23	526			120	244	17	381
LETTERS & SCIENCE	3962	1007	1560	14223	655	21407	1874	544	874	7787	341	11420	2088	463	686	6436	314	9987
MEDICINE		36	176	643	7	862		16	120	441	5	582		20	56	202	2	280
NURSING	101	41	81	741	32	996	2	2	7	36	3	50	99	39	74	705	29	946
PHARMACY		12	42	358	6	418		9	22	188	3	222		3	20	170	3	196
VETERINARY MED			80	78		158			36	35		71			44	43		87
TOTAL	5490	1992	4246	30709	1781	44218	2718	1078	2173	16856	848	23673	2772	914	2073	13853	933	20545
BY YEAR																		
GRADUATES																		
AGRIC & LIFE SCI		189		973	24	1186		88		625	15	728		101		348	9	458
ALLIED HEALTH PROF		4		2		6				1		1		4		1		5
BUSINESS		244		636	31	911		166		419	17	602		78		217	14	309
COMM ON INST COOP		4		3		7		1		1		2		3		2		5
EDUCATION		207		1053	75	1335		58		449	35	542		149		604	40	793
ENGINEERING		202		783	13	998		177		715	12	904		25		68	1	94
FAM RES & CONS SCI		18		74	7	99				9		9		18		65	7	90
INST ENVIRON STUDY		27		96	10	133		16		59	7	82		11		37	3	51
LAW		1		1		2		1		1		2						
LETTERS & SCIENCE		1007		3083	105	4195		544		1893	50	2487		463		1190	55	1708
MEDICINE		36		147	4	187		16		92	4	112		20		55		75
NURSING		41		97	4	142		2		3		5		39		94	4	137
PHARMACY		12		73	2	87		9		55		64		3		18	2	23
TOTAL		1992		7021	275	9288		1078		4322	140	5540		914		2699	135	3748
PROFESSIONALS																		
LAW			283	577	40	900			165	333	23	521			118	244	17	379
MEDICINE			157	483	3	643			110	339	1	450			47	144	2	193
VETERINARY MED			80	78		158			36	35		71			44	43		87
TOTAL			520	1138	43	1701			311	707	24	1042			209	431	19	659

CURRENT ENTRANCE STATUS  
MEN - WOMEN  
UNIVERSITY OF WISCONSIN - MADISON  
FIRST SEMESTER 1984-85  
(END OF THE SECOND WEEK OF INSTRUCTION)

	SUMMARY TOTAL				MEN				WOMEN									
	NEW FRESH	NEW GRAD	NEW ADV STG	CONT	RE-ENT	TOTAL	NEW FRESH	NEW GRAD	NEW ADV STG	CONT	RE-ENT	TOTAL	NEW FRESH	NEW GRAD	NEW ADV STG	CONT	RE-ENT	TOTAL
<b>SENIORS</b>																		
AGRIC & LIFE SCI			32	784	47	863			19	459	31	509			13	325	16	354
ALLIED HEALTH PROF			20	303	13	336			9	49	2	60			11	254	11	276
BUSINESS			3	708	13	724			1	404	7	412			2	304	6	312
EDUCATION			35	860	62	957			13	249	17	279			22	611	45	678
ENGINEERING			14	1697	34	1745			13	1469	29	1511			1	228	5	234
FAM RES & CONS SCI			5	362	11	378				26	1	27			5	336	10	351
LETTERS & SCIENCE			55	3210	133	3398			35	1765	70	1870			20	1445	63	1528
NURSING			13	317	12	342			3	23	2	28			10	294	10	314
PHARMACY			1	218	1	220				108	1	109			1	110		111
TOTAL			178	8459	326	8963			93	4552	160	4805			85	3907	166	4158
<b>JUNIORS</b>																		
AGRIC & LIFE SCI			89	549	32	670			50	352	20	422			39	197	12	248
ALLIED HEALTH PROF			44	157	4	205			8	26	1	35			36	131	3	170
BUSINESS			19	442	4	465			16	243	3	262			3	199	1	203
EDUCATION			71	555	26	652			23	126	9	158			48	429	17	494
ENGINEERING			98	811	19	928			84	717	17	818			14	94	2	110
FAM RES & CONS SCI			25	239	8	272			2	29	1	32			23	210	7	240
LETTERS & SCIENCE			441	3465	205	4111			227	1871	105	2203			214	1594	100	1908
NURSING			30	181	7	218			2	6	1	9			28	175	6	209
PHARMACY			41	67	3	111			22	25	2	49			19	42	1	62
TOTAL			858	6466	308	7632			434	3395	159	3988			424	3071	149	3644
<b>SOPHOMORES</b>																		
AGRIC & LIFE SCI			68	359	23	450			40	224	13	277			28	135	10	173
ALLIED HEALTH PROF			50	128	3	181			7	16		23			43	112	3	158
EDUCATION			61	236	10	307			10	44	3	57			51	192	7	250
ENGINEERING			60	762	20	842			57	660	18	735			3	102	2	107
FAM RES & CONS SCI			33	130	7	170			3	11	1	15			30	119	6	155
LETTERS & SCIENCE			812	3881	153	4826			463	1969	86	2518			349	1892	67	2308
NURSING			26	127	8	161			2	3		5			24	124	8	156
TOTAL			1110	5603	224	6937			582	2927	121	3630			528	2676	103	3307

NOTE: FIRST YEAR PHARMACY STUDENTS ARE TREATED AS JUNIORS; SECOND AND THIRD YEAR ARE TREATED AS SENIORS

CURRENT ENTRANCE STATUS  
MEN - WOMEN  
UNIVERSITY OF WISCONSIN - MADISON  
FIRST SEMESTER 1984-85  
(END OF THE SECOND WEEK OF INSTRUCTION)

	SUMMARY TOTAL					MEN						WOMEN						
	NEW FRESH	NEW GRAD	NEW ADV STG	CONT	RE-ENT	TOTAL	NEW FRESH	NEW GRAD	NEW ADV STG	CONT	RE-ENT	TOTAL	NEW FRESH	NEW GRAD	NEW ADV STG	CONT	RE-ENT	TOTAL
	BY YEAR																	
<b>FRESHMEN</b>																		
AGRIC & LIFE SCI	253		12	48	6	319	143		8	35	3	189	110		4	13	3	130
ALLIED HEALTH PROF	185		11	27		223	21		3	7		31	164		8	20		192
EDUCATION	157		23	41	4	225	24		4	13	1	42	133		19	28	3	183
ENGINEERING	766		3	60	8	837	652		3	47	7	709	114			13	1	128
FAM RES & CONS SCI	66		11	24	2	103	2					2	64		11	24	2	101
LETTERS & SCIENCE	3962		226	525	53	4766	1874		134	254	27	2289	2088		92	271	26	2477
NURSING	101		12	19	1	133	2			1		3	99		12	18	1	130
TOTAL	5490		298	744	74	6606	2718		152	357	38	3265	2772		146	387	36	3341
<b>SPECIALS</b>																		
AGRIC & LIFE SCI			7	3	2	12			5	1	2	8			2	2		4
ALLIED HEALTH PROF				1		1				1		1						
BUSINESS			1	1	4	6			1		3	4				1	1	2
EDUCATION			30	46	20	96			7	19	6	32			23	27	14	64
ENGINEERING			10	6	3	19			10	6	3	19						
FAM RES & CONS SCI			8	7	4	19									8	7	4	19
INST ENVIRON STUDY				1		1				1		1						
INTER-COL PROG OFC			1178	1119	492	2789			552	521	189	1262			626	598	303	1527
LAW			3	2		5			1	2		3			2			2
LETTERS & SCIENCE			26	79	6	111			15	35	3	53			11	44	3	58
MEDICINE			19	13		32			10	10		20			9	3		12
TOTAL			1282	1278	531	3091			601	596	206	1403			681	682	325	1688
<b>TOTAL</b>	<b>5490</b>	<b>1992</b>	<b>4248</b>	<b>30709</b>	<b>1781</b>	<b>44218</b>	<b>2718</b>	<b>1078</b>	<b>2173</b>	<b>18856</b>	<b>848</b>	<b>23673</b>	<b>2772</b>	<b>914</b>	<b>2073</b>	<b>13853</b>	<b>933</b>	<b>20545</b>

CURRENT ENTRANCE STATUS  
FULL TIME - PART TIME  
UNIVERSITY OF WISCONSIN - MADISON  
FIRST SEMESTER 1984-85  
(END OF THE SECOND WEEK OF INSTRUCTION)

	SUMMARY TOTAL				FULL TIME								PART TIME					
	NEW FRESH	NEW GRAD	NEW ADV STG	CONT	RE-ENT	TOTAL	NEW FRESH	NEW GRAD	NEW ADV STG	CONT	RE-ENT	TOTAL	NEW FRESH	NEW GRAD	NEW ADV STG	CONT	RE-ENT	TOTAL
BY COLLEGE																		
AGRIC & LIFE SCI	253	189	208	2716	134	3500	248	157	189	2397	79	3070	5	32	19	319	55	430
ALLIED HEALTH PROF	185	4	125	618	20	952	184	2	109	574	11	880	1	2	16	44	9	72
BUSINESS	244	23	1787		52	2106		216	23	1551	31	1821		28		236	21	285
COMM ON INST COOP		4		3		7		2		1		3		2		2		4
EDUCATION	157	207	220	2791	197	3572	155	154	167	2104	93	2673	2	53	53	687	104	899
ENGINEERING	766	202	185	4119	97	5369	764	187	172	3812	75	5010	2	15	13	307	22	359
FAM RES & CONS SCI	66	18	82	836	39	1041	65	14	72	686	17	854	1	4	10	150	22	187
INST ENVIRON STUDY		27		97		134		27		63		93				34		41
INTER-COL PROG OFC			1178	1119	492	2789			88	91	16	195			1090	1028	476	2594
LAW		1	286	580	40	907		1	269	516	35	821			17	64	5	86
LETTERS & SCIENCE	3982	1007	1560	14223	655	21407	3934	901	1460	12557	437	19289	28	106	100	1666	218	2118
MEDICINE		36	176	643	7	862		32	178	615	4	827		4		28	3	35
NURSING	101	41	81	741	32	996	101	26	55	581	11	774		15	26	160	21	222
PHARMACY		12	42	358	6	418		12	41	310	5	368			1	48	1	50
VETERINARY MED			80	78		158			80	78		158						
TOTAL	5490	1992	4246	30709	1781	44218	5451	1731	2901	25936	817	36836	39	261	1345	4773	964	7382
BY YEAR																		
GRADUATES																		
AGRIC & LIFE SCI		189		973	24	1186		157		836	14	1007		32		137	10	179
ALLIED HEALTH PROF		4		2		6		2		1		3		2		1		3
BUSINESS		244		636	31	911		216		466	16	698		28		170	15	213
COMM ON INST COOP		4		3		7		2		1		3		2		2		4
EDUCATION		207		1053	75	1335		154		654	23	831		53		399	52	504
ENGINEERING		202		783	13	998		187		669	7	863		15		114	6	135
FAM RES & CONS SCI		18		74	7	99		14		46	3	63		4		28	4	36
INST ENVIRON STUDY		27		96	10	133		27		63	3	93				33	7	40
LAW		1		1		2		1		1		2						
LETTERS & SCIENCE		1007		3083	105	4195		901		2450	48	3399		106		633	57	796
MEDICINE		36		147	4	187		32		129	1	162		4		18	3	25
NURSING		41		97	4	142		26		58		84		15		39	4	58
PHARMACY		12		73	2	87		12		71	2	85				2		2
TOTAL		1992		7021	275	9288		1731		5445	117	7293		261		1576	158	1995
PROFESSIONALS																		
LAW			283	577	40	900			267	514	35	816			16	63	5	84
MEDICINE			157	483	3	643			157	473	3	633				10		10
VETERINARY MED			80	78		158			80	78		158						
TOTAL			520	1138	43	1701			504	1065	38	1607			16	73	5	94

OFFICE OF THE REGISTRAR  
STUDENT STATISTICS

CURRENT ENTRANCE STATUS  
FULL TIME - PART TIME  
UNIVERSITY OF WISCONSIN - MADISON  
FIRST SEMESTER 1984-85  
(END OF THE SECOND WEEK OF INSTRUCTION)

	SUMMARY			TOTAL	RE-ENT	TOTAL	FULL TIME				TOTAL	PART TIME				TOTAL		
	NEW FRESH	NEW GRAD	NEW ADV STG				NEW FRESH	NEW GRAD	NEW ADV STG	CONT		RE-ENT	NEW FRESH	NEW GRAD	NEW ADV STG		CONT	RE-ENT
<b>SENIORS</b>																		
AGRIC & LIFE SCI			32	784	47	863			27	662	19	708			5	122	28	155
ALLIED HEALTH PROF			20	303	13	336			13	276	6	295			7	27	7	41
BUSINESS			3	708	13	724			3	654	12	669				54	1	55
EDUCATION			35	860	62	957			20	656	33	709			15	204	29	248
ENGINEERING			14	1697	34	1745			12	1563	27	1602			2	134	7	143
FAM RES & CONS SCI			5	362	11	378			2	277	4	283			3	85	7	95
LETTERS & SCIENCE			55	3210	133	3398			48	2636	79	2763			7	574	54	635
NURSING			13	317	12	342			7	230	4	241			6	87	8	101
PHARMACY			1	218	1	220				174		174			1	44	1	46
TOTAL			178	8459	326	8963			132	7128	184	7444			46	1331	142	1519
<b>JUNIORS</b>																		
AGRIC & LIFE SCI			89	549	32	670			85	516	21	622			4	33	11	48
ALLIED HEALTH PROF			44	157	4	205			41	149	3	193			3	8	1	12
BUSINESS			19	442	4	465			19	431	3	453				11	1	12
EDUCATION			71	555	26	652			65	522	21	608			6	33	5	44
ENGINEERING			98	811	19	928			95	773	16	884			3	38	3	44
FAM RES & CONS SCI			25	239	8	272			24	223	4	251			1	16	4	21
LETTERS & SCIENCE			441	3465	205	4111			427	3261	152	3840			14	204	53	271
NURSING			30	181	7	218			23	161	4	188			7	20	3	30
PHARMACY			41	67	3	111			41	65	3	109				2		2
TOTAL			858	6466	308	7632			820	6101	227	7148			38	365	81	484
<b>SOPHOMORES</b>																		
AGRIC & LIFE SCI			68	359	23	450			65	340	19	424			3	19	4	26
ALLIED HEALTH PROF			50	128	3	181			46	125	2	173			4	3	1	8
EDUCATION			61	236	10	307			57	221	5	283			4	15	5	24
ENGINEERING			60	782	20	842			60	747	17	824				15	3	18
FAM RES & CONS SCI			33	130	7	170			30	122	4	156			3	8	3	14
LETTERS & SCIENCE			812	3861	153	4826			769	3706	117	4592			43	155	36	234
NURSING			26	127	8	161			20	116	3	139			6	11	5	22
TOTAL			1110	5603	224	6937			1047	5377	167	6591			63	226	57	346

NOTE: FIRST YEAR PHARMACY STUDENTS ARE TREATED AS JUNIORS; SECOND AND THIRD YEAR ARE TREATED AS SENIORS

CURRENT ENTRANCE STATUS  
 FULL TIME - PART TIME  
 UNIVERSITY OF WISCONSIN - MADISON  
 FIRST SEMESTER 1984-85  
 (END OF THE SECOND WEEK OF INSTRUCTION)

	SUMMARY TOTAL				FULL TIME								PART TIME					
	NEW FRESH	NEW GRAD	NEW ADV STG	CONT	RE-ENT	TOTAL	NEW FRESH	NEW GRAD	NEW ADV STG	CONT	RE-ENT	TOTAL	NEW FRESH	NEW GRAD	NEW ADV STG	CONT	RE-ENT	TOTAL
<b>FRESHMEN</b>																		
AGRIC & LIFE SCI	253		12	48	6	319	248		10	42	5	305	5		2	6	1	14
ALLIED HEALTH PROF	185		11	27		223	184		9	22		215	1		2	5		8
EDUCATION	157		23	41	4	225	155		18	33	2	208	2		5	8	2	17
ENGINEERING	788		3	60	8	837	764		3	60	8	835	2					2
FAM RES & CONS SCI	68		11	24	2	103	65		11	18	2	94	1			8		9
LETTERS & SCIENCE	3962		228	525	53	4766	3934		200	463	39	4636	28		26	62	14	130
NURSING	101		12	19	1	133	101		5	18		122			7	3	1	11
TOTAL	5490		298	744	74	6606	5451		256	652	56	6415	39		42	92	18	191
<b>SPECIALS</b>																		
AGRIC & LIFE SCI			7	3	2	12			2	1	1	4			5	2	1	8
ALLIED HEALTH PROF				1		1				1		1						
BUSINESS			1	1	4	6			1			1				1	4	5
EDUCATION			30	46	20	96			7	18	9	34			23	28	11	62
ENGINEERING			10	8	3	19			2			2			8	6	3	17
FAM RES & CONS SCI			8	7	4	19			5	2		7			3	5	4	12
INST ENVIRON STUDY				1		1						1				1		1
INTER-COL PROG OFC			1178	1119	492	2789			88	91	16	195			1090	1028	478	2594
LAW			3	2		5			2	1		3			1	1		2
LETTERS & SCIENCE			26	79	6	111			18	41	2	59			10	38	4	52
MEDICINE			19	13		32			19	13		32						
TOTAL			1282	1278	531	3091			142	168	28	338			1140	1110	503	2753
<b>TOTAL</b>	<b>5490</b>	<b>1992</b>	<b>4246</b>	<b>30709</b>	<b>1781</b>	<b>44218</b>	<b>5451</b>	<b>1731</b>	<b>2901</b>	<b>25936</b>	<b>817</b>	<b>36836</b>	<b>39</b>	<b>281</b>	<b>1345</b>	<b>4773</b>	<b>964</b>	<b>7382</b>



CURRENT ENTRANCE STATUS  
RESIDENT - NON-RESIDENT  
UNIVERSITY OF WISCONSIN - MADISON  
FIRST SEMESTER 1984-85  
(END OF THE SECOND WEEK OF INSTRUCTION)

	SUMMARY TOTAL					RESIDENT						NON-RESIDENT						
	NEW FRESH	NEW GRAD	NEW ADV STG	CONT	RE-ENT	TOTAL	NEW FRESH	NEW GRAD	NEW ADV STG	CONT	RE-ENT	TOTAL	NEW FRESH	NEW GRAD	NEW ADV STG	CONT	RE-ENT	TOTAL
BY COLLEGE																		
AGRIC & LIFE SCI	253	189	208	2716	134	3500	220	69	164	1835	119	2407	33	120	44	881	15	1093
ALLIED HEALTH PROF	185	4	125	618	20	952	156	3	101	551	20	831	29	1	24	67		121
BUSINESS		244	23	1787	52	2106		139	21	1388	43	1591		105	2	399	9	515
COMM ON INST COOP		4		3		7		1		1		2		3		2		5
EDUCATION	157	207	220	2791	197	3572	122	133	179	2272	183	2889	35	74	41	519	14	683
ENGINEERING	766	202	185	4119	97	5369	656	59	134	2788	72	3709	110	143	51	1331	25	1660
FAM RES & CONS SCI	66	18	82	836	39	1041	47	15	69	691	37	859	19	3	13	145	2	182
INST ENVIRON STUDY		27		97	10	134		8		54	9	71		19		43	1	63
INTER-COL PROG OFC			1178	1119	492	2789			965	1038	479	2482			213	81	13	307
LAW		1	286	580	40	907			223	495	40	758		1	63	85		149
LETTERS & SCIENCE	3962	1007	1560	14223	655	21407	2774	352	1148	9740	529	14543	1188	655	412	4483	126	6864
MEDICINE		36	178	843	7	862		10	156	507	7	680		26	20	136		182
NURSING	101	41	81	741	32	996	78	30	73	681	31	893	23	11	8	60	1	103
PHARMACY		12	42	358	6	418		4	35	287	5	331		8	7	71	1	87
VETERINARY MED			80	78		158			70	70		140			10	8		18
TOTAL	5490	1992	4248	30709	1781	44218	4053	823	3338	22398	1574	32186	1437	1169	908	8311	207	12032
BY YEAR																		
GRADUATES																		
AGRIC & LIFE SCI		189		973	24	1186		69		309	18	394		120		664	8	792
ALLIED HEALTH PROF		4		2		6		3		2		5		1				1
BUSINESS		244		636	31	911		139		406	26	571		105		230	5	340
COMM ON INST COOP		4		3		7		1		1		2		3		2		5
EDUCATION		207		1053	75	1335		133		760	67	960		74		293	8	375
ENGINEERING		202		783	13	998		59		212	8	277		143		571	7	721
FAM RES & CONS SCI		18		74	7	99		15		55	7	77		3		19		22
INST ENVIRON STUDY		27		96	10	133		8		53	9	70		19		43	1	63
LAW		1		1		2								1		1		2
LETTERS & SCIENCE		1007		3083	105	4195		352		1134	69	1555		655		1949	36	2840
MEDICINE		36		147	4	187		10		49	4	63		26		98		124
NURSING		41		97	4	142		30		83	4	117		11		14		25
PHARMACY		12		73	2	87		4		36	1	41		8		37	1	46
TOTAL		1992		7021	275	9288		823		3100	209	4132		1169		3921	66	5156
PROFESSIONALS																		
LAW			283	577	40	900			222	493	40	755			61	84		145
MEDICINE			157	483	3	643			152	457	3	612			5	26		31
VETERINARY MED			80	78		158			70	70		140			10	8		18
TOTAL			520	1138	43	1701			444	1020	43	1507			76	118		194

CURRENT ENTRANCE STATUS  
RESIDENT - NON-RESIDENT  
UNIVERSITY OF WISCONSIN - MADISON  
FIRST SEMESTER 1984-85  
(END OF THE SECOND WEEK OF INSTRUCTION)

	SUMMARY TOTAL				RESIDENT						NON-RESIDENT							
	NEW FRESH	NEW GRAD	NEW ADV STG	CONT	RE-ENT	TOTAL	NEW FRESH	NEW GRAD	NEW ADV STG	CONT	RE-ENT	TOTAL	NEW FRESH	NEW GRAD	NEW ADV STG	CONT	RE-ENT	TOTAL
<b>SENIORS</b>																		
AGRIC & LIFE SCI			32	784	47	863			28	695	42	765			4	89	5	98
ALLIED HEALTH PROF			20	303	13	336			16	268	13	297			4	35		39
BUSINESS			3	708	13	724			2	611	9	622			1	97	4	102
EDUCATION			35	860	62	957			28	755	59	842			7	105	3	115
ENGINEERING			14	1697	34	1745			10	1336	29	1375			4	361	5	370
FAM RES & CONS SCI			5	362	11	378			5	304	9	318				58	2	60
LETTERS & SCIENCE			55	3210	133	3398			44	2561	113	2718			11	649	20	680
NURSING			13	317	12	342			12	299	11	322			1	18	1	20
PHARMACY			1	218	1	220			1	192	1	194				26		26
TOTAL			178	8459	326	8963			146	7021	286	7453			32	1438	40	1510
<b>JUNIORS</b>																		
AGRIC & LIFE SCI			89	549	32	670			68	470	31	569			21	79	1	101
ALLIED HEALTH PROF			44	157	4	205			35	142	4	181			9	15		24
BUSINESS			19	442	4	465			19	370	4	393				72		72
EDUCATION			71	555	26	652			54	492	24	570			17	63	2	82
ENGINEERING			98	811	19	928			78	623	15	716			20	188	4	212
FAM RES & CONS SCI			25	239	8	272			20	203	8	231			5	36		41
LETTERS & SCIENCE			441	3465	205	4111			325	2655	163	3143			116	810	42	968
NURSING			30	181	7	218			26	167	7	200			4	14		18
PHARMACY			41	67	3	111			34	59	3	96			7	8		15
TOTAL			858	6466	308	7632			659	5181	259	6099			199	1285	49	1533
<b>SOPHOMORES</b>																		
AGRIC & LIFE SCI			68	359	23	450			54	318	22	394			14	41	1	56
ALLIED HEALTH PROF			50	128	3	181			40	114	3	157			10	14		24
EDUCATION			61	236	10	307			50	195	9	254			11	41	1	53
ENGINEERING			60	762	20	842			38	572	13	623			22	190	7	219
FAM RES & CONS SCI			33	130	7	170			27	105	7	139			6	25		31
LETTERS & SCIENCE			812	3861	153	4826			591	2938	128	3657			221	923	25	1169
NURSING			26	127	8	161			24	118	8	150			2	9		11
TOTAL			1110	5603	224	6937			824	4360	190	5374			286	1243	34	1563

NOTE: FIRST YEAR PHARMACY STUDENTS ARE TREATED AS JUNIORS; SECOND AND THIRD YEAR ARE TREATED AS SENIORS

CURRENT ENTRANCE STATUS  
RESIDENT - NON-RESIDENT  
UNIVERSITY OF WISCONSIN - MADISON  
FIRST SEMESTER 1984-85  
(END OF THE SECOND WEEK OF INSTRUCTION)

	SUMMARY TOTAL					RESIDENT						NON-RESIDENT						
	NEW FRESH	NEW GRAD	NEW ADV STG	CONT	RE-ENT	TOTAL	NEW FRESH	NEW GRAD	NEW ADV STG	CONT	RE-ENT	TOTAL	NEW FRESH	NEW GRAD	NEW ADV STG	CONT	RE-ENT	TOTAL
	BY YEAR																	
FRESHMEN																		
AGRIC & LIFE SCI	253		12	48	6	319	220		12	42	6	280	33			6		39
ALLIED HEALTH PROF EDUCATION	185		11	27		223	156		10	24		190	29		1	3		33
ENGINEERING	157		23	41	4	225	122		22	35	4	183	35		1	6		42
FAM RES & CONS SCI	766		3	60	8	837	656		3	39	6	704	110			21	2	133
LETTERS & SCIENCE	68		11	24	2	103	47		11	20	2	80	19			4		23
NURSING	3962		226	525	53	4766	2774		174	407	51	3406	1188		52	118	2	1360
TOTAL	101		12	19	1	133	78		11	14	1	104	23		1	5		29
	5490		298	744	74	6606	4053		243	581	70	4947	1437		55	163	4	1659
SPECIALS																		
AGRIC & LIFE SCI			7	3	2	12			2	1	2	5			5	2		7
ALLIED HEALTH PROF EDUCATION				1		1				1		1						
ENGINEERING			1	1	4	6				1	4	5			1			1
FAM RES & CONS SCI			30	46	20	96			25	35	20	80			5	11		16
INST ENVIRON STUDY			10	6	3	19			5	6	3	14			5			5
INTER-COL PROG OFC			8	7	4	19			6	4	4	14			2	3		5
LAW				1		1				1		1						
LETTERS & SCIENCE			1178	1119	492	2789			965	1038	479	2482			213	81	13	307
MEDICINE			3	2		5			1	2		3			2			2
TOTAL			26	79	6	111			14	45	5	64			12	34	1	47
			19	13		32			4	1		5			15	12		27
			1282	1278	531	3091			1022	1135	517	2674			260	143	14	417
TOTAL	5490	1992	4246	30709	1781	44218	4053	823	3338	22398	1574	32186	1437	1169	908	8311	207	12032

MAJORS  
FTE TABULATION - UNDERGRADUATE STUDENTS  
UNIVERSITY OF WISCONSIN - MADISON  
FIRST SEMESTER 1984-85  
(END OF THE SECOND WEEK OF INSTRUCTION)

MAJOR FIELD	SUMMARY		UNDERGRADUATES							
	TOTAL		FRESHMEN		SOPHOMORES		JUNIORS		SENIORS	
	MEN	WOMEN	MEN	WOMEN	MEN	WOMEN	MEN	WOMEN	MEN	WOMEN
AFRICAN LANGUAGES AND LITERATURE	.50	3.00						2.00	.50	1.00
AFRO-AMERICAN STUDIES	1.50	7.50					2.00	2.00	1.00	3.50
AGRICULTURAL BUSINESS MANAGEMENT	58.50	15.50	10.00	1.00	14.00	6.00	21.50	4.50	13.00	4.00
AGRICULTURAL ECONOMICS	178.66	54.50	13.00	3.00	24.00	11.00	61.00	17.00	80.66	23.50
AGRICULTURAL EDUCATION	30.00	12.50	5.00	4.00	10.50	1.00	5.50	4.50	9.00	3.00
AGRICULTURAL ENGINEERING	115.00	16.00	22.00	1.00	24.00	4.00	30.00	9.00	39.00	2.00
AGRICULTURAL EXTENSION EDUCATION	7.00	8.50			2.00		2.00	5.50	3.00	3.00
AGRICULTURAL JOURNALISM	35.00	48.50	1.00	1.00	2.50	12.00	10.00	19.00	21.50	16.50
AGRICULTURAL MECHANIZATION & MANAGEMENT	17.50	1.00			3.00	1.00	8.00		6.50	
AGRONOMY	41.50	9.50	4.00		13.00	.50	11.00	2.00	13.50	7.00
AMERICAN INSTITUTIONS	4.50	4.33					1.50	2.50	3.00	1.83
ANTHROPOLOGY	21.83	18.33				1.00	7.00	6.50	14.83	10.83
APPAREL DESIGN	3.00	53.50	1.00	13.00	1.00	18.00	1.00	9.50		13.00
APPLIED MATHEMATICS, ENGR AND PHYSICS	84.00	5.00	20.00	1.00	19.00	1.00	22.50	2.00	22.50	1.00
ART	151.00	266.50	21.00	53.00	29.00	53.00	51.50	71.50	49.50	89.00
ART EDUCATION	3.00	42.00		1.00			2.00	12.50	1.00	28.50
ART HISTORY	6.50	18.00			1.00		1.00	8.00	4.50	10.00
ASIAN STUDIES	1.83	4.00						1.00	1.83	3.00
ASTRONOMY - PHYSICS	14.99	2.00			1.00		7.00	1.00	6.99	1.00
BACTERIOLOGY	95.00	95.50	7.00	3.00	12.00	12.00	33.00	32.50	43.00	48.00
BEHAVIORAL DISABILITIES, STUDIES IN	16.00	220.00	1.00	29.00	2.00	39.00	6.00	62.50	7.00	89.50
BEHAVIORAL SCIENCE AND LAW	25.33	30.00				4.00	11.00	11.50	14.33	14.50
BIOCHEMISTRY	128.16	89.50	12.00	18.00	25.00	13.00	38.00	28.00	53.16	30.50
BIOLOGICAL ASPECTS OF CONSERVATION	7.50	11.50					3.50	2.00	4.00	9.50
BIOLOGY	6.00	7.00					2.00	1.00	4.00	6.00
BOTANY	7.33	9.50					1.00	1.00	6.33	8.50
BUSINESS: ACCOUNTING	135.33	101.50					51.50	40.50	83.83	61.00
BUSINESS: ACTUARIAL SCIENCE	14.83	3.00					6.00	1.50	8.83	1.50
BUSINESS: FINANCE, INVESTMENT & BANKING	156.50	73.83					45.50	23.50	111.00	50.33
BUSINESS: INFO SYSTEMS ANALYSIS & DESIGN	47.33	38.50					11.00	10.00	36.33	28.50
BUSINESS: MAJOR UNDECIDED	125.00	108.50					107.00	79.50	18.00	29.00
BUSINESS: MANAGEMENT	49.83	43.50					14.50	12.00	35.33	31.50
BUSINESS: MARKETING	99.00	115.83					22.50	32.00	76.50	83.83
BUSINESS: QUANTITATIVE ANALYSIS	5.16	5.00					1.00		4.16	5.00
BUSINESS: REAL ESTATE & URBAN LAND ECON	19.50	6.00					1.50	3.50	18.00	2.50
BUSINESS: RISK AND INSURANCE	18.00	15.50					1.50	.50	16.50	15.00
BUSINESS: TRANSPORTATION & PUBLIC UTIL	.50								.50	
CARTOGRAPHY	29.33	18.00			2.00	2.50	8.00	3.00	19.33	12.50
CHEMICAL ENGINEERING	443.50	129.50	90.50	22.00	86.00	28.00	91.00	26.00	176.00	53.50
CHEMISTRY	38.33	18.50			1.00		7.00	4.00	30.33	14.50
CHEMISTRY COURSE	17.00	8.00	1.00	1.00	1.00	2.00	4.00	1.00	11.00	4.00
CHILD AND FAMILY STUDIES	7.50	77.00			.50	9.00	3.00	29.00	4.00	39.00
CHINESE	5.00	4.00			1.00		2.00	2.00	2.00	2.00
CIVIL AND ENVIRON ENGR AND CITY PLANNING	2.00								2.00	
CIVIL AND ENVIRONMENTAL ENGINEERING	393.50	56.50	38.00	4.00	57.00	8.00	116.00	10.00	182.50	34.50
CLASSICS	1.50	1.00						1.00	1.50	
COMMUNICATION ARTS	242.50	225.00			20.50	14.50	97.75	100.00	124.25	110.50
COMMUNICATIVE DISORDERS	2.83	47.50				1.00	1.00	22.50	1.83	24.00
COMPARATIVE LITERATURE	3.00	8.50				1.00	2.00	3.50	1.00	4.00
COMPUTER SCIENCES	165.49	49.83			1.00	2.00	31.50	13.00	132.99	34.83

MAJORS  
FTE TABULATION - UNDERGRADUATE STUDENTS  
UNIVERSITY OF WISCONSIN - MADISON  
FIRST SEMESTER 1984-85  
(END OF THE SECOND WEEK OF INSTRUCTION)

MAJOR FIELD	SUMMARY		UNDERGRADUATES							
	TOTAL		FRESHMEN		SOPHOMORES		JUNIORS		SENIORS	
	MEN	WOMEN	MEN	WOMEN	MEN	WOMEN	MEN	WOMEN	MEN	WOMEN
COMPUTER SCIENCES AND STATISTICS	6.00	3.00					3.00	1.00	3.00	2.00
CONSTRUCTION ADMINISTRATION	119.50	8.00	5.00		13.00	2.00	43.00	1.00	58.50	5.00
CONSUMER SCIENCE	13.50	63.50		2.00	3.00	8.50	4.00	18.00	6.50	35.00
DAIRY SCIENCE	124.83	38.50	33.00	15.00	26.00	5.00	40.00	8.00	25.83	10.50
DANCE	2.50	55.00	1.00	7.00		8.00		16.00	1.50	24.00
DIETETICS	3.00	112.50		12.00		9.00		37.00	3.00	54.50
EARTH SCIENCE	5.00									5.00
ECONOMICS	255.90	99.15			6.00		84.50	35.50	165.40	63.65
ELECTRICAL ENGINEERING	1,239.50	111.33	237.00	34.00	261.50	13.00	246.50	23.50	494.50	40.83
ELEMENTARY EDUCATION	66.00	579.00	7.00	75.00	8.00	127.00	20.00	183.50	31.00	193.50
ENGINEERING MECHANICS	204.50	26.50	23.00	9.00	40.50	2.50	63.50	7.00	77.50	8.00
ENGLISH	154.33	213.16	1.00	3.00	12.50	13.00	52.00	87.83	88.83	109.33
ENTOMOLOGY	10.50	3.00	2.00		2.00	1.00	3.50		3.00	2.00
FOOD SCIENCE	35.00	56.00	4.00	4.00	4.00	6.00	12.00	12.00	15.00	34.00
FOODSERVICE ADMINISTRATION	3.00	18.00	1.00	1.00		5.00	2.00	4.00		8.00
FOREST SCIENCE	43.50	6.50	3.00	1.00	10.00	1.50	15.00	2.00	15.50	2.00
FRENCH	13.00	58.16					5.00	18.33	8.00	39.83
GENERAL HOME ECONOMICS	12.00	46.50		4.00	.50	7.00	9.00	18.00	2.50	17.50
GENETICS	25.50	34.00	8.00	12.00	7.00	9.00	8.00	2.50	2.50	10.50
GEOGRAPHY	26.16	24.33				.50	8.50	9.83	17.66	14.00
GEOLOGY AND GEOPHYSICS	75.50	10.00			2.00		19.50	.50	54.00	9.50
GERMAN	33.00	23.16					16.00	10.50	17.00	12.66
HEBREW	.50	1.50						1.00	.50	.50
HISTORY	130.40	77.82			5.00	1.00	54.75	23.33	70.65	53.49
HISTORY AND HISTORY OF SCIENCE	2.00	.50					1.00	.50	1.00	
HISTORY OF CULTURE	1.00	1.33					1.00	1.00		.33
HISTORY OF SCIENCE	4.50	3.50					3.50	1.50	1.00	2.00
HOME ECONOMICS EDUCATION		19.50		2.00		2.00		1.50		14.00
HOME ECONOMICS JOURNALISM	.50	15.50				2.50		5.50	.50	7.50
HORTICULTURE	53.50	66.00	3.00	4.00	8.00	10.50	14.00	17.50	28.50	34.00
IBERO-AMERICAN STUDIES	5.50	15.66				2.50	3.00	6.33	2.50	6.83
INDIVIDUAL MAJOR	8.00	15.50				1.00	3.00	3.00	5.00	11.50
INDUSTRIAL ENGINEERING	200.00	90.50	14.00	5.00	28.50	11.00	52.00	22.50	105.50	52.00
INTERIOR DESIGN	15.50	181.00	1.00	22.00	3.00	31.00	6.00	42.50	5.50	85.50
INTERNATIONAL RELATIONS	70.65	91.64			2.00	1.00	23.75	34.16	44.90	56.48
ITALIAN	3.33	10.33					1.50	4.50	1.83	5.83
JAPANESE	2.00	2.00			1.00	.50	.50	.50	.50	1.00
JOURNALISM	399.83	760.65	43.00	114.00	92.00	169.50	129.50	257.66	135.33	219.49
LANDSCAPE ARCHITECTURE	87.50	42.00	11.00	1.00	11.00	11.00	24.00	13.00	41.50	17.00
LINGUISTICS	7.00	10.50			1.00		1.50	2.00	4.50	8.50
MATHEMATICS	132.65	66.49					42.00	17.00	90.65	49.49
MEAT AND ANIMAL SCIENCE	81.83	91.00	14.00	20.00	25.00	21.00	22.50	21.00	20.33	29.00
MECHANICAL ENGINEERING	800.50	85.00	102.50	11.00	147.50	25.00	187.50	18.00	363.00	31.00
MEDICAL MICROBIOLOGY	12.50	25.50				1.00	3.00	7.00	9.50	17.50
MEDICAL SCIENCE	1.00								1.00	
MEDICAL TECHNOLOGY	18.00	106.50	2.00	25.00	4.00	20.00	6.00	31.00	6.00	30.50
METALLURGICAL ENGINEERING	48.50	2.00	5.00		7.50		16.00		20.00	2.00
METEOROLOGY	31.50	6.00					8.00	2.00	23.50	4.00
MINING ENGINEERING	32.50	5.00			5.50	.50	11.00		16.00	4.50
MOLECULAR BIOLOGY	51.66	27.50				1.00	18.00	13.50	33.66	13.00

MAJORS  
FTE TABULATION - UNDERGRADUATE STUDENTS  
UNIVERSITY OF WISCONSIN - MADISON  
FIRST SEMESTER 1984-85  
(END OF THE SECOND WEEK OF INSTRUCTION)

MAJOR FIELD	SUMMARY		UNDERGRADUATES							
	TOTAL		FRESHMEN		SOPHOMORES		JUNIORS		SENIORS	
	MEN	WOMEN	MEN	WOMEN	MEN	WOMEN	MEN	WOMEN	MEN	WOMEN
MUSIC	6.50	8.00					1.00	2.50	5.50	5.50
MUSIC: APPLIED	54.00	71.50	1.00		17.00	27.50	12.50	12.00	23.50	32.00
MUSIC: EDUCATION	28.00	46.00				3.00	8.00	11.00	20.00	32.00
MUSIC: THEORY	1.00								1.00	
NATURAL SCIENCE	15.00	15.00					4.00	1.00	11.00	14.00
NUCLEAR ENGINEERING	106.83	9.00	16.00	1.00	21.00	3.00	29.50	2.00	40.33	3.00
NURSING	45.00	807.50	3.00	130.00	5.00	156.00	9.00	208.50	28.00	313.00
NUTRITION		6.00		4.00		2.00				
NUTRITIONAL SCIENCES	10.00	25.00	2.00	8.00		4.00	3.00	5.00	5.00	8.00
OCCUPATIONAL THERAPY	17.00	283.50	3.00	30.00	4.00	58.00	3.00	57.00	7.00	138.50
PHARMACY	157.50	173.00					49.00	62.00	108.50	111.00
PHILOSOPHY	48.16	20.50			3.50	2.50	18.00	7.50	26.66	10.50
PHYSICAL EDUCATION	91.00	137.00	12.00	17.00	18.00	21.00	13.00	42.00	48.00	57.00
PHYSICAL THERAPY	83.00	305.00	23.00	108.00	10.00	58.00	18.00	56.00	32.00	83.00
PHYSICIAN ASSISTANT	31.00	100.00	3.00	29.00	5.00	22.00	8.00	26.00	15.00	23.00
PHYSICS	27.16	6.50					5.50	3.50	21.66	3.00
PLANT PATHOLOGY	5.00	4.00	1.00	1.00			1.00	3.00	3.00	
POLISH	.50								.50	
POLITICAL SCIENCE	151.99	98.99			5.00	.50	45.25	41.00	101.74	57.49
PORTUGUESE	.50	1.83					.50			1.83
POULTRY SCIENCE	5.50	7.00		1.00	1.00	3.00	2.50	2.00	2.00	1.00
PSYCHOLOGY	102.49	171.99			3.00	1.50	32.50	50.33	66.99	120.16
RECREATION RESOURCES MANAGEMENT	30.50	35.00	1.00		4.00	4.00	12.00	8.00	13.50	23.00
RELATED ART	1.50	25.00		2.00		2.00	.50	7.00	1.00	14.00
RETAILING	16.50	225.50		25.00	5.00	48.00	6.50	69.50	5.00	83.00
RURAL SOCIOLOGY	18.00	7.50			4.00	1.00	5.00	3.00	9.00	3.50
RUSSIAN	5.00	5.50			1.00		1.00	1.00	3.00	4.50
SCANDINAVIAN STUDIES	3.50	5.50						1.00	3.50	4.50
SOCIAL STUDIES	33.50	30.00					10.00	11.00	23.50	19.00
SOCIAL WELFARE	18.50	69.99			1.50	6.00	8.50	40.16	8.50	23.83
SOCIAL WORK	5.50	41.50						9.50	5.50	32.00
SOCIOLOGY	86.49	157.50	1.00	2.00	4.00	21.00	37.50	66.00	43.99	68.50
SOCIOLOGY - CORRECTIONAL ADMINISTRATION	1.00	2.50							1.00	2.50
SOIL SCIENCE	39.50	10.50	3.00	1.00	8.00	2.00	11.00	1.00	17.50	6.50
SOUTH ASIAN STUDIES	3.00	5.50						4.50	3.00	1.00
SPANISH	16.33	45.33					9.00	19.00	7.33	26.33
STATISTICS	8.50	7.33			1.00	1.00	3.50	3.00	4.00	3.33
TEXTILE SCIENCE		7.00		2.00		1.00		2.00		2.00
TEXTILES AND CLOTHING		21.50		3.00		3.00		6.50		9.00
THEATRE AND DRAMA	16.50	17.50			3.00	1.00	4.50	5.50	9.00	11.00
WILDLIFE ECOLOGY	30.50	43.00	4.00	7.00	13.00	14.50	7.00	10.00	6.50	11.50
ZOOLOGY	83.66	59.00			1.00	1.00	27.00	26.00	55.66	32.00
TOTAL ALL MAJORS	9,162.77	8,736.82	840.00	909.00	1,228.00	1,244.00	2,657.00	2,665.96	4,437.77	3,917.86
STUDENTS WITHOUT A MAJOR	6,525	5,713	2,425	2,432	2,402	2,083	1,331	978	367	240

OFFICE OF THE REGISTRAR  
STUDENT STATISTICS

MAJORS  
 FTE TABULATION - GRADUATE AND PROFESSIONAL STUDENTS  
 UNIVERSITY OF WISCONSIN - MADISON  
 FIRST SEMESTER 1984-85  
 (END OF THE SECOND WEEK OF INSTRUCTION)

MAJOR FIELD	SUMMARY		GRADUATES				PROFESSIONALS	
	TOTAL		MASTERS		PHDS		MEN	WOMEN
	MEN	WOMEN	MEN	WOMEN	MEN	WOMEN		
AFRICAN LANGUAGES AND LITERATURE	11.50	11.00	2.00	3.00	9.50	8.00		
AFRO-AMERICAN STUDIES		4.00		4.00				
AGRICULTURAL ECONOMICS	49.50	19.00	24.00	11.50	25.50	7.50		
AGRICULTURAL ENGINEERING	18.50		13.00		5.50			
AGRICULTURAL JOURNALISM	8.00	15.00	8.00	15.00				
AGRONOMY	33.50	9.00	15.00	9.00	18.50			
ANALYTICAL CLINICAL CHEMISTRY	2.00		2.00					
ANATOMY	5.50	6.50	1.00		4.00	6.50	.50	
ANTHROPOLOGY	47.50	35.50	18.50	15.50	29.00	20.00		
ART	43.00	65.50	43.00	65.50				
ART EDUCATION	8.00	6.00	8.00	6.00				
ART HISTORY	5.00	20.00	3.00	14.00	2.00	6.00		
ASTRONOMY	9.00	5.00			9.00	5.00		
BACTERIOLOGY	34.00	26.00	6.00	13.00	28.00	13.00		
BEHAVIORAL DISABILITIES, STUDIES IN	42.00	100.50	17.00	66.00	25.00	34.50		
BIOCHEMISTRY	85.00	40.00	4.00	3.00	80.00	37.00	1.00	
BIOMEDICAL ENGINEERING	14.00	10.00	14.00	10.00				
BIOPHYSICS	2.00		1.00		1.00			
BOTANY	27.00	17.50	8.00	10.50	19.00	7.00		
BUDDHIST STUDIES	10.00	1.00			10.00	1.00		
BUSINESS	87.00	27.00			87.00	27.00		
BUSINESS: ACCOUNTING	44.00	37.50	43.50	37.50			.50	
BUSINESS: ACTUARIAL SCIENCE	4.00	3.00	4.00	3.00				
BUSINESS: ARTS ADMINISTRATION	5.00	11.00	5.00	11.00				
BUSINESS: DIVERSIFIED	34.00	10.00	33.50	10.00			.50	
BUSINESS: FINANCE, INVESTMENT & BANKING	148.50	45.00	148.00	45.00			.50	
BUSINESS: HEALTH CARE FISCAL MANAGEMENT	12.50	13.00	12.50	13.00				
BUSINESS: HEALTH SERVICES ADMINISTRATION	8.00	19.50	8.00	19.50				
BUSINESS: INFO SYSTEMS ANALYSIS & DESIGN	34.83	23.50	34.83	23.50				
BUSINESS: INTERNATIONAL BUSINESS	15.50	11.00	15.50	11.00				
BUSINESS: MAJOR UNDECIDED	22.00	23.00	20.50	22.50			1.50	.50
BUSINESS: MANAGEMENT	59.50	26.00	59.50	26.00				
BUSINESS: MARKETING	63.83	40.00	63.83	40.00				
BUSINESS: PUBLIC MANAGEMENT	1.00		1.00					
BUSINESS: QUANTITATIVE ANALYSIS	8.50	.50	8.50	.50				
BUSINESS: REAL ESTATE & URBAN LAND ECON	16.00	5.00	16.00	5.00				
BUSINESS: REAL ESTATE APPRA & INVEST ANAL	27.50	10.50	27.50	10.50				
BUSINESS: RISK AND INSURANCE	6.50	2.00	6.50	2.00				
BUSINESS: TRANSPORTATION & PUBLIC UTIL	4.00		4.00					
CARTOGRAPHY	15.50	4.00	15.50	4.00				
CHEMICAL ENGINEERING	90.00	10.00	16.00	1.00	74.00	9.00		
CHEMISTRY	239.00	57.00	15.00	2.00	224.00	55.00		
CHILD AND FAMILY STUDIES	9.00	34.00	3.00	12.00	6.00	22.00		
CHINESE	7.00	8.00	4.00	6.00	3.00	2.00		
CIVIL AND ENVIRONMENTAL ENGINEERING	122.50	15.50	72.00	9.50	50.50	6.00		
CLASSICS	8.00	2.00	5.00	1.00	3.00	1.00		
COMMUNICATION ARTS	69.00	52.50	24.00	26.00	45.00	26.00		.50
COMMUNICATIVE DISORDERS	11.00	114.00	8.00	90.00	5.00	24.00		
COMPARATIVE LITERATURE	15.00	22.50	4.00	9.00	10.50	13.00	.50	.50
COMPUTER SCIENCES	179.00	34.00	82.50	27.00	86.00	7.00	.50	

MAJORS  
 FTE TABULATION - GRADUATE AND PROFESSIONAL STUDENTS  
 UNIVERSITY OF WISCONSIN - MADISON  
 FIRST SEMESTER 1984-85  
 (END OF THE SECOND WEEK OF INSTRUCTION)

MAJOR FIELD	SUMMARY TOTAL		GRADUATES				PROFESSIONALS	
	MEN	WOMEN	MASTERS		PHDS	MEN	WOMEN	
			MEN	WOMEN				
CONSUMER SCIENCE		4.00		4.00				
CONTINUING AND VOCATIONAL EDUCATION	50.50	115.00	23.50	69.50	27.00	45.50		
COUNSELING AND GUIDANCE	58.00	107.50	21.00	60.50	37.00	47.00		
CURRICULUM AND INSTRUCTION	108.50	188.50	28.00	94.50	80.50	94.00		
DAIRY SCIENCE	25.00	8.00	13.00	7.00	12.00	1.00		
DANCE		1.00		1.00				
DEVELOPMENT	15.50	8.00			15.50	8.00		
ECONOMICS	159.00	39.50	14.00	2.00	145.00	37.00	.50	
EDUCATION AND ENGLISH		2.00		2.00				
EDUCATION AND FRENCH		3.00		3.00				
EDUCATION AND MATHEMATICS		1.00		1.00				
EDUCATION AND MUSIC	1.00	1.00	1.00	1.00				
EDUCATION AND SPANISH	1.00	2.00	1.00	2.00				
EDUCATIONAL ADMINISTRATION	141.00	93.50	44.00	24.50	97.00	69.00		
EDUCATIONAL POLICY STUDIES	21.50	27.50	7.00	7.00	14.00	20.50	.50	
EDUCATIONAL PSYCHOLOGY	42.00	83.00	13.00	42.50	29.00	40.50		
ELECTRICAL ENGINEERING	178.00	12.00	87.00	9.00	91.00	3.00		
ENDOCRINOLOGY - REPRODUCTIVE PHYSIOLOGY	4.00	8.00	2.00	4.00	2.00	4.00		
ENGINEERING MECHANICS	45.00	4.00	21.00	1.00	24.00	3.00		
ENGINEERING WITHOUT DESIGNATION	5.00		5.00					
ENGLISH	84.00	114.00	23.50	48.00	60.50	65.50	.50	
ENTOMOLOGY	22.50	11.50	12.00	3.00	10.50	8.50		
ENVIRONMENTAL MONITORING	14.50	2.50	5.50		9.00	2.50		
ENVIRONMENTAL TOXICOLOGY	16.00	13.00	1.00	5.00	15.00	8.00		
FOOD SCIENCE	43.50	45.00	14.00	32.00	29.50	13.00		
FORESTRY	22.00	5.50	8.50	4.00	13.00	1.50	.50	
FRENCH	13.00	45.00	4.00	18.00	9.00	27.00		
GENETICS	25.00	32.00	3.00	8.00	22.00	24.00		
GEOGRAPHY	33.50	20.50	16.50	9.00	17.00	11.50		
GEOLOGY	48.50	22.50	30.00	13.00	18.50	9.50		
GEOPHYSICS	13.00	2.00	4.00		9.00	2.00		
GERMAN	24.50	22.00	7.00	10.00	17.50	12.00		
HEBREW AND SEMITIC STUDIES	11.00	3.00	7.00	1.00	4.00	2.00		
HISTORY	151.83	82.50	39.33	24.00	112.00	58.50	.50	
HISTORY OF PHARMACY	.50				.50			
HISTORY OF SCIENCE	21.00	14.00	9.00	8.00	12.00	6.00		
HOME ECONOMICS JOURNALISM		3.00		3.00				
HORTICULTURE	21.00	10.00	9.00	8.00	12.00	2.00		
HOSPITAL PHARMACY	8.00	3.00	8.00	3.00				
HUMAN CANCER BIOLOGY	8.00	4.00	1.00		7.00	4.00		
IBERO-AMERICAN STUDIES	5.50	7.50	5.00	7.00			.50	
INDUSTRIAL ENGINEERING	46.00	12.00	27.50	5.00	18.50	7.00		
INDUSTRIAL RELATIONS	35.50	26.50	20.00	22.50	14.50	4.00	1.00	
INTEGRATED PEST MANAGEMENT	1.00	1.00	1.00	1.00				
ITALIAN	3.00	9.00	2.00	8.00	1.00	1.00		
JAPANESE	1.00	5.50	1.00	5.50				
JOURNALISM	27.00	23.00	27.00	23.00				
LAND RESOURCES	50.00	28.00	27.00	15.00	23.00	13.00		
LANDSCAPE ARCHITECTURE	19.00	20.50	19.00	20.50				
LATIN		1.00		1.00				



MAJORS  
FTE TABULATION - GRADUATE AND PROFESSIONAL STUDENTS  
UNIVERSITY OF WISCONSIN - MADISON  
FIRST SEMESTER 1984-85  
(END OF THE SECOND WEEK OF INSTRUCTION)

MAJOR FIELD	SUMMARY		GRADUATES				PROFESSIONALS	
	TOTAL		MASTERS		PHDS			
	MEN	WOMEN	MEN	WOMEN				
LAW	512.50	373.50					512.50	373.50
LEGAL INSTITUTIONS	2.00		2.00					
LIBRARY SCIENCE	32.00	142.00	25.00	128.00	7.00	14.00		
LINGUISTICS	12.50	20.50	5.00	8.50	7.50	12.00		
MANUFACTURING SYSTEMS ENGINEERING	22.00	1.00	22.00	1.00				
MASS COMMUNICATIONS	26.50	18.00			26.50	18.00		
MATERIALS SCIENCE	43.00	7.00	8.00	4.00	35.00	3.00		
MATHEMATICS	151.50	30.00	17.00	3.00	134.50	27.00		
MEAT AND ANIMAL SCIENCE	27.00	4.50	15.00	3.00	12.00	1.50		
MECHANICAL ENGINEERING	180.00	8.00	79.00	7.00	101.00	1.00		
MEDICAL MICROBIOLOGY	4.00	10.00		3.00	4.00	7.00		
MEDICAL PHYSICS	30.00	5.00	17.00	3.00	13.00	2.00		
MEDICINE	445.00	192.00					445.00	192.00
METALLURGICAL ENGINEERING	47.00	3.00	28.00	3.00	21.00			
METEOROLOGY	67.50	10.50	39.00	6.50	28.50	4.00		
MINING ENGINEERING	11.00		7.00		4.00			
MOLECULAR BIOLOGY	62.00	29.00	2.00	3.00	60.00	26.00		
MUSIC	14.00	3.00			14.00	3.00		
MUSIC: APPLIED	39.00	44.00	21.00	31.00	18.00	13.00		
MUSIC: EDUCATION	5.00	5.00	5.00	5.00				
MUSIC: ETHNOMUSICOLOGY	2.00		2.00					
MUSIC: HISTORY	3.00	3.00	3.00	3.00				
NEUROPHYSIOLOGY	.50	2.00			.50	2.00		
NEUROSCIENCES	7.00	13.00			7.00	13.00		
NUCLEAR ENGINEERING	65.00	6.00	24.00	1.00	41.00	5.00		
NURSING	5.00	136.50	5.00	136.50				
NURSING AND PSYCHOLOGY		2.00				2.00		
NUTRITIONAL SCIENCES	14.00	31.00	2.00	13.00	12.00	18.00		
OCEAN ENGINEERING	1.00		1.00					
OCEANOGRAPHY AND LIMNOLOGY	9.00	4.00	3.00	2.00	6.00	2.00		
ONCOLOGY	21.00	9.00	2.00		18.00	9.00	1.00	
PATHOLOGY	10.50	7.00	1.00	1.00	9.50	6.00		
PHARMACEUTICAL BIOCHEMISTRY	4.50	3.00	2.00		2.50	3.00		
PHARMACEUTICAL CHEMISTRY	6.00	2.00			6.00	2.00		
PHARMACEUTICS	27.00	7.00	8.00	1.00	19.00	6.00		
PHARMACOLOGY	8.00	2.00	1.00		7.00	2.00		
PHARMACOLOGY - PHARMACY	11.00	5.00	1.00	2.00	10.00	3.00		
PHARMACY	.50						.50	
PHARMACY - CONTINUING EDUCATION	1.00				1.00			
PHARMACY ADMINISTRATION	3.00	2.00	3.00	2.00				
PHILOSOPHY	46.50	16.00	13.00	3.00	33.00	13.00	.50	
PHYSICAL EDUCATION	59.50	66.50	29.00	39.50	30.00	27.00	.50	
PHYSICAL THERAPY	1.00	5.00	1.00	5.00				
PHYSICS	158.00	13.00	18.00	1.00	140.00	12.00		
PHYSIOLOGICAL CHEMISTRY	8.00	7.50			8.00	7.00		.50
PHYSIOLOGY	3.50	4.50	1.00		2.00	4.00	.50	.50
PLANT BREEDING AND PLANT GENETICS	36.50	15.00	9.00	11.00	27.50	4.00		
PLANT PATHOLOGY	24.00	18.50	8.00	10.00	16.00	6.50		
POLITICAL SCIENCE	93.00	39.50	31.00	20.50	62.00	19.00		
PORTUGUESE	1.00	7.00	1.00	8.00		2.00		

MAJORS  
FTE TABULATION - GRADUATE AND PROFESSIONAL STUDENTS  
UNIVERSITY OF WISCONSIN - MADISON  
FIRST SEMESTER 1984-85  
(END OF THE SECOND WEEK OF INSTRUCTION)

MAJOR FIELD	SUMMARY		GRADUATES				PROFESSIONALS	
	TOTAL		MASTERS		PHDS		MEN	WOMEN
	MEN	WOMEN	MEN	WOMEN	MEN	WOMEN		
POULTRY SCIENCE	5.00		1.50		3.50			
PREVENTIVE MEDICINE - ADMINISTRATIVE MED	1.00		1.00					
PREVENTIVE MEDICINE - EPIDEMIOLOGY	1.50	5.00	1.00	4.50	.50	.50		
PSYCHOLOGY	49.00	45.50	12.00	11.50	37.00	34.00		
PUBLIC POLICY AND ADMINISTRATION	87.00	45.00	86.00	43.00		1.00	1.00	1.00
RECREATION RESOURCES MANAGEMENT	1.00	3.00	1.00	3.00				
RELATED ART		7.00		7.00				
RURAL SOCIOLOGY	13.00	5.00	13.00	5.00				
SCANDINAVIAN STUDIES	1.00	6.00	1.00	5.00		1.00		
SCIENCE EDUCATION	1.00	1.00	1.00	1.00				
SLAVIC LANGUAGES AND LITERATURES	10.00	10.50	3.50		6.50	10.00		.50
SOCIAL STUDIES IN PHARMACY	1.00	1.00			1.00	1.00		
SOCIAL WELFARE	22.00	20.00			22.00	20.00		
SOCIAL WORK	49.50	169.00	49.50	169.00				
SOCIOLOGY	121.50	65.50	36.50	26.00	84.50	39.00	.50	.50
SOIL SCIENCE	21.50	9.00	13.50	6.00	8.00	3.00		
SOUTH ASIAN LANGUAGE AND LITERATURE	11.00	10.00			11.00	10.00		
SOUTH ASIAN STUDIES	5.00	3.00	5.00	3.00				
SPANISH	14.00	44.00	9.00	13.00	5.00	30.50		.50
SPECIAL GRADUATE COMMITTEE	15.00	7.00	9.00		6.00	7.00		
STATISTICS	70.50	29.50	15.00	11.50	55.50	18.00		
TEXTILES AND CLOTHING		7.00		7.00				
TEXTILES AND DESIGN		8.00				8.00		
THEATRE AND DRAMA	31.00	33.00	27.00	21.00	4.00	12.00		
URBAN AND REGIONAL PLANNING	51.00	18.00	36.00	16.50	15.00	1.50		
VETERINARY MEDICINE	71.00	87.00					71.00	87.00
VETERINARY SCIENCE	37.50	29.00	21.00	17.00	16.50	12.00		
WATER CHEMISTRY	15.00	2.00	7.00	2.00	8.00			
WATER RESOURCES MANAGEMENT	16.00	18.50	16.00	18.50				
WILDLIFE ECOLOGY	18.50	2.50	14.00	1.00	4.50	1.50		
ZOOLOGY	29.50	30.00	7.50	10.50	21.50	19.50	.50	
TOTAL ALL MAJORS	6,579.99	4,402.00	2,404.99	2,222.00	3,133.00	1,521.00	1,042.00	659.00
STUDENTS WITHOUT A MAJOR	2	5	1	3	1	2		

INTERSYSTEM TRANSFERS BY UNIVERSITY OF WISCONSIN COLLEGE FROM WHICH ADMITTED  
 UNIVERSITY OF WISCONSIN - MADISON  
 FIRST SEMESTER 1984-85  
 (END OF SECOND WEEK OF INSTRUCTION)

	SUMMARY TOTAL	UNDERGRADUATES				SPECIALS				GRADUATES & PROFESSIONALS				TOTAL			
		MEN RES	NON-RES	WOMEN RES	NON-RES	MEN RES	NON-RES	WOMEN RES	NON-RES	MEN RES	NON-RES	WOMEN RES	NON-RES	MEN RES	NON-RES	WOMEN RES	NON-RES
<b>UNIVERSITY CLUSTER</b>																	
EAU CLAIRE	189	61	4	71	8	14		12		13		6		88	4	89	8
GREEN BAY	64	30	4	14	4	3		7		1		1		34	4	22	4
LA CROSSE	148	49	2	55	7	11		19		2		3		62	2	77	7
MADISON	685	23	4	16	5	194	20	226	16	114	3	62	2	331	27	304	23
MILWAUKEE	192	73		58		16		19		15		11		104		88	
OSHKOSH	124	33	1	44	2	17		17		7		3		57	1	64	2
PARKSIDE	70	47	1	15		2		1		2		2		51	1	18	
PLATTEVILLE	81	29		24		11		11		3		3		43		38	
RIVER FALLS	34	9	1	7		1		3	1	4		8		14	1	18	1
STEVENS POINT	123	42	3	41	1	10	2	12		7		5		59	5	58	1
STOUT	31	7	3	17		2		2						9	3	19	
SUPERIOR	18	8	3	3				3		1				9	3	6	
WHITEWATER	149	49	6	56	3	9		18		4		4		62	6	78	3
SUBTOTAL	1908	460	32	421	30	290	22	350	17	173	3	108	2	923	57	879	49
<b>CENTER SYSTEM</b>																	
BARABOO/SAUK COUNTY	24	6		17		1								7		17	
BARRON COUNTY	2	2												2			
FOND DU LAC	20	11		9										11		9	
FOX VALLEY	39	22		13		2		2						24		15	
MANITOWOC COUNTY	31	15	1	15										15	1	15	
MARATHON COUNTY	106	48		57				1						48		58	
MARINETTE COUNTY	10	6		4										6		4	
MARSHFIELD/WOOD CO.	14	7		7										7		7	
RICHLAND	12	3		7				2						3		9	
ROCK COUNTY	42	23		17		1		1						24		18	
SHEBOYGAN COUNTY	32	20		11		1								21		11	
WASHINGTON COUNTY	31	15		14		2								17		14	
WAUKESHA COUNTY	50	27		21				2						27		23	
SUBTOTAL	413	205	1	192		7		8						212	1	200	
U. W. EXTENSION	12	1		3		4		4						5		7	
TOTAL	2333	666	33	616	30	301	22	362	17	173	3	108	2	1140	58	1086	49

NEW FRESHMEN BY WISCONSIN HIGH SCHOOL FROM WHICH ADMITTED  
 UNIVERSITY OF WISCONSIN - MADISON  
 FIRST SEMESTER 1984-85  
 (END OF THE SECOND WEEK OF INSTRUCTION)

TOTAL	CITY	HIGH SCHOOL	TOTAL	CITY	HIGH SCHOOL
1		EARLY ADMISSION	2	CEDAR GROVE	CEDAR GROVE H S
9		HAS HS EQUIV CERT	33	CEDARBURG	CEDARBURG H S
3	ABBOTSFORD	ABBOTSFORD H S	10	CHILTON	CHILTON H S
6	ADAMS	ADAMS FRIENDSHIP H S	7	CHIPPEWA FALLS	CHIPPEWA FALLS H S
2	ALBANY	ALBANY H S	2	CHIPPEWA FALLS	MCDONELL CENTRAL H S
1	ALGOMA	ALGOMA H S	3	CLINTON	CLINTON COMMUNITY H S
1	ALMA	ALMA H S	4	CLINTONVILLE	CLINTONVILLE SR H S
1	ALMA CENTER	LINCOLN H S	1	COLBY	COLBY H S
1	ALMOND	ALMOND H S	3	COLEMAN	COLEMAN H S
2	AMERY	AMERY H S	1	COLFAX	COLFAX H S
2	AMHERST	AMHERST HS	4	COLUMBUS	COLUMBUS H S
14	ANTIGO	ANTIGO SR H S	3	CRANDON	CRANDON H S
24	APPLETON	APPLETON H S EAST	1	CRIVITZ	CRIVITZ H S
30	APPLETON	APPLETON H S WEST	2	CUBA CITY	CUBA CITY H S
3	APPLETON	FOX VALLEY LUTHERAN H S	9	CUDAHY	CUDAHY H S
14	APPLETON	XAVIER H S	2	CUMBERLAND	CUMBERLAND H S
2	ARCADIA	ARCADIA H S	3	DARLINGTON	DARLINGTON H S
1	ARKANSAW	ARKANSAW H S	24	DE FOREST	DE FOREST H S
5	ASHLAND	ASHLAND H S	10	DE PERE,	ABBOT PENNINGS H S
1	ATHENS	ATHENS H S	11	DE PERE,	WEST DE PERE H S
3	BALDWIN	BALDWIN WOODVILLE H S	1	DE SOTO	DE SOTO H S
13	BARABOO	BARABOO SR H S	7	DEERFIELD	DEERFIELD H S
25	BEAVER DAM	BEAVER DAM H S	2	DELAFIELD	ST JOHNS MILITARY ACADEMY
4	BEAVER DAM	WAYLAND ACADEMY	12	DELAVAN	DELAVAN DARIEN H S
6	BELLEVILLE	BELLEVILLE H S	4	DENMARK	DENMARK H S
11	BELOIT	BELOIT CATHOLIC H S	11	DEPERE	DE PERE HIGH SCHOOL
6	BELOIT	F J TURNER H S	9	DODGEVILLE	DODGEVILLE H S
28	BELOIT	MEMORIAL H S	3	DURAND	DURAND H S
7	BERLIN	BERLIN H S	3	EAGLE RIVER	NORTHLAND PINES HS
1	BIRCHWOOD	BIRCHWOOD H S	10	EAST TROY	EAST TROY COMMUNITY H S
3	BLACK RIVER FALLS	BLACK RIVER FALLS SR.H.S.	21	EAU CLAIRE	MEMORIAL H S
3	BLANCHARDVILLE	PECATONICA AREA HS	5	EAU CLAIRE	NORTH H S
2	BLOOMINGTON	BLOOMINGTON H S	2	EAU CLAIRE	REGIS H S
9	BOSCOBEL	BOSCOBEL H S	1	EDGAR	EDGAR H S
2	BOWLER	BOWLER H S	10	EDGERTON	EDGERTON H S
3	BRILLION	BRILLION H S	12	ELKHORN	ELKHORN H S
3	BRODHEAD	BRODHEAD H S	1	ELLSWORTH	ELLSWORTH H S
1	BROOKFIELD	BROOKFIELD ACADEMY	9	ELROY	ROYALL H S
58	BROOKFIELD	BROOKFIELD CENTRAL H S	6	EVANSVILLE	EVANSVILLE H S
53	BROOKFIELD	BROOKFIELD EAST H S	1	FALL CREEK	FALL CREEK H S
21	BROWN DEER	BROWN DEER H S	1	FALL RIVER	FALL RIVER H S
4	BRUSSELS	SOUTHERN DOOR H S	4	FENNIMORE	FENNIMORE H S
19	BURLINGTON	BURLINGTON H S	3	FLORENCE	FLORENCE H S
2	BURLINGTON	ST MARY H S	16	FOND DU LAC	GOODRICH H S
2	BUTTERNUT	BUTTERNUT H S	6	FOND DU LAC	ST MARY'S SPRINGS HS
3	CADOTT	CADOTT H S	2	FOND DU LAC	WINNEBAGO LUTHERAN ACADEMY
1	CAMBRIA	CAMBRIA H S	22	FORT ATKINSON	FORT ATKINSON SR H S
1	CAMBRIDGE	CAMBRIDGE COMMUNITY H S	13	FRANKLIN	FRANKLIN H S
1	CAZENOVIA	WESTON H S	1	FREDONIA	OZAUKEE H S

NEW FRESHMEN BY WISCONSIN HIGH SCHOOL FROM WHICH ADMITTED  
 UNIVERSITY OF WISCONSIN - MADISON  
 FIRST SEMESTER 1984-85  
 (END OF THE SECOND WEEK OF INSTRUCTION)

TOTAL	CITY	HIGH SCHOOL	TOTAL	CITY	HIGH SCHOOL
5	FREEDOM,	FREEDOM H S	23	LA CROSSE	CENTRAL H S
1	GALESVILLE	GALE-ETTRICK TREMPPEALEU	6	LA CROSSE	LOGAN H S
2	GAYS MILLS	NORTH CRAWFORD SR H S	1	LADYSMITH	LADYSMITH H S
12	GERMANTOWN	WASHINGTON H S	21	LAKE GENEVA	BADGER H S
93	GLENDALE	NICOLET H S	9	LAKE MILLS	LAKE MILLS H S
1	GLENWOOD CITY	GLENWOOD CITY H S	2	LAKE MILLS	LAKESIDE LUTHERN H S
22	GRAFTON	GRAFTON H S	2	LANCASTER	LANCASTER H S
9	GREEN BAY	ASHWAUBENON H S	2	LENA	LENA H S
5	GREEN BAY	BAY PORT H S	4	LITTLE CHUTE	LITTLE CHUTE H S
24	GREEN BAY	EAST H S	6	LIVINGSTON	IOWA GRANT H S
12	GREEN BAY	PRE MONTRE H S	13	LODI	LODI H S
22	GREEN BAY	PREBLE H S	3	LOMIRA	LOMIRA COMMUNITY H S
18	GREEN BAY	SOUTHWEST HS	1	LOYAL	LOYAL H S
11	GREEN BAY	ST JOSEPH ACADEMY	3	LUXEBURG	LUXEBURG CASCO H S
13	GREEN BAY	WEST H S	45	MADISON	EDGEWOOD H S SACRED HEART
2	GREEN LAKE	GREEN LAKE H S	125	MADISON	JAMES MADISON MEM SR H S
40	GREENDALE	GREENDALE H S	80	MADISON	LA FOLLETTE H S
2	GREENDALE	MARTIN LUTHER H S	65	MADISON	MADISON EAST H S
11	GREENFIELD	GREENFIELD H S	3	MADISON	MALCOLM SHABAZZ-CITY SCH.
17	GREENFIELD,	CHARLES B WHITNALL HS	51	MADISON	MONONA GROVE H S
15	HARTFORD	HARTFORD UNION H S	157	MADISON	WEST SR H S
36	HARTLAND	ARROWHEAD H S	2	MANAWA	LITTLE WOLF H S
2	HARTLAND	UNIVERSITY LAKE SCHOOL	25	MANITOWOC	LINCOLN H S
15	HAYWARD	HAYWARD COMMUNITY H S	5	MANITOWOC	RONCALLI H S
2	HAZEL GREEN	SOUTHWESTERN WISC HS	2	MAPLE	NORTHWESTERN H S
1	HIGHLAND	HIGHLAND H S	12	MARINETTE	MARINETTE H S
3	HOLMEN	HOLMEN H S	2	MARION	MARION H S
7	HORICON	HORICON H S	4	MARKESAN	MARKESAN H S
3	HORTONVILLE	HORTONVILLE H S	5	MARSHALL	MARSHALL SR H S
8	HUDSON	HUDSON H S	2	MARSHFIELD	COLUMBUS H S
1	HURLEY	MURPHY H S	14	MARSHFIELD	MARSHFIELD SR H S
2	HUSTISFORD	HUSTISFORD H S	9	MAUSTON	MAUSTON H S
3	IOLA	IOLA SCANDINAVIA H S	5	MAYVILLE	MAYVILLE H S
1	JACKSON,	KETTLE MORAIN LUTHERAN HS	11	MAZOMANIE	WISCONSIN HEIGHTS H S
17	JANESVILLE	GEORGE S PARKER H S	19	MCFARLAND	MCFARLAND H S
37	JANESVILLE	JOSEPH A CRAIG H S	5	MEDFORD	MEDFORD SENIOR H S
15	JEFFERSON	JEFFERSON H S	14	MENASHA	MENASHA H S
3	JOHNSON CREEK	JOHNSON CREEK H S	10	MENASHA	ST MARY H S
3	JUNEAU	DODGELAND HIGH SCHOOL	18	MENOMONEE FALLS	MENOMONEE FALLS EAST H S
9	KAUKAUNA	KAUKAUNA H S	24	MENOMONEE FALLS	MENOMONEE FALLS NORTH H S
8	KENOSHA	BRADFORD H S	9	MENOMONIE	MENOMONIE SR H S
18	KENOSHA	GEORGE NELSON TREMPER H S	51	MEQUON	HOMESTEAD HIGH SCHOOL
5	KENOSHA	ST JOSEPH H S	1	MERCER	MERCER H S
5	KEWASKUM	KEWASKUM COMMUNITY H S	13	MERRILL	MERRILL SR H S
2	KEWAUNEE	KEWAUNEE H S	66	MIDDLETON	MIDDLETON H S
6	KIEL	KIEL H S	8	MILTON	MILTON UNION H S
15	KIMBERLY	KIMBERLY PUBLIC H S	8	MILWAUKEE	ALEXANDER HAMILTON SR H S
1	KOHLER	KOHLER PUBLIC H S	6	MILWAUKEE	BAY VIEW H S
11	LA CROSSE	AQUINAS H S	1	MILWAUKEE	CUSTER H S

NEW FRESHMEN BY WISCONSIN HIGH SCHOOL FROM WHICH ADMITTED  
 UNIVERSITY OF WISCONSIN - MADISON  
 FIRST SEMESTER 1984-85  
 (END OF THE SECOND WEEK OF INSTRUCTION)

TOTAL	CITY	HIGH SCHOOL	TOTAL	CITY	HIGH SCHOOL
14	MILWAUKEE	DIVINE SAVIOR H S	1	OCONTO FALLS	OCONTO FALLS H S
9	MILWAUKEE	HAROLD S. VINCENT H.S.	5	OMRO	OMRO H S
1	MILWAUKEE	HOLY ANGELS ACADEMY	7	ONALASKA	ONALASKA H S
8	MILWAUKEE	JAMES MADISON H S	1	OOSTBURG	OOSTBURG H S
52	MILWAUKEE	MARQUETTE UNIVERSITY H S	1	OREGON	OAKWOOD JR-SR HS
8	MILWAUKEE	MARSHALL H S	34	OREGON	OREGON SR H S
4	MILWAUKEE	MESSMER H S	4	ORFORDVILLE	PARKVIEW H S
7	MILWAUKEE	MILWAUKEE LUTHERAN H S	1	OSCEOLA	OSCEOLA H S
4	MILWAUKEE	MILWAUKEE TECHNICAL HS	5	OSHKOSH	LOURDES ACADEMY
2	MILWAUKEE	NORTH DIVISION H S	8	OSHKOSH	OSHKOSH NORTH HS
25	MILWAUKEE	PIUS XI H S	8	OSHKOSH	OSHKOSH WEST HIGH SCHOOL
4	MILWAUKEE	PULASKI H S	6	OSSEO	OSSEO FAIRCHILD AREA H S
5	MILWAUKEE	RIVERSIDE UNIVERSITY H.S.	5	OWEN	OWEN WITHEE H S
36	MILWAUKEE	RUFUS KING HS FOR COLL.BD.	5	PALMYRA	PALMYRA PUBLIC H S
1	MILWAUKEE	SOLOMON JUNEAU H S	5	PARDEEVILLE	PARDEEVILLE H S
2	MILWAUKEE	SOUTH DIVISION H S	4	PARK FALLS	LINCOLN H S
2	MILWAUKEE	ST JOAN ANTIDA H S	2	PATCH GROVE	WEST GRANT H S
5	MILWAUKEE	ST MARYS ACADEMY	1	PEPIN	PEPIN H S
7	MILWAUKEE	THOMAS MORE HIGH SCHOOL	1	PESHTIGO	PESHTIGO H S
17	MILWAUKEE	UNIV. SCHOOL MILWAUKEE	5	PEWAUKEE	PEWAUKEE H S
2	MILWAUKEE	WASHINGTON H S	6	PHILLIPS	PHILLIPS H S
1	MILWAUKEE	WEST DIVISION H S	12	PLATTEVILLE	PLATTEVILLE H S
53	MILWAUKEE	WHITEFISH BAY H S	14	PLYMOUTH	PLYMOUTH H S
3	MILWAUKEE	WISCONSIN LUTHERAN H S	11	PORT WASHINGTON	PORT WASHINGTON H S
2	MINERAL POINT	MINERAL POINT H S	1	PORT WING	SOUTH SHORE H S
18	MINOCQUA	LAKELAND UNION H S	12	PORTAGE	PORTAGE TURNER H.S.
1	MINONG	NORTHWOOD H S	1	POTOSI	POTOSI H S
1	MONDOVI	MONDOVI H S	3	POYNETTE	POYNETTE H S
17	MONROE	MONROE H S	3	PRAIRIE DU CHIEN	PRAIRIE DU CHIEN H S
1	MONTELLO	MONTELLO H S	13	PRAIRIE DU SAC	SAUK PRAIRIE H S
2	MONTICELLO	MONTICELLO H S	3	PRENTICE	PRENTICE H S
1	MOSINEE	MOSINEE H S	1	PRESCOTT	PRESCOTT H S
25	MOUNT HOREB	MT HOREB H S	1	PRINCETON	PRINCETON H S
17	MUKWONAGO	MUKWONAGO UNION H S	9	PULASKI	PULASKI H S
2	MUSCODA	RIVERDALE PUBLIC H S	28	RACINE	HORLICK H S
15	MUSKEGO	MUSKEGO H S	26	RACINE	J I CASE H S
1	NECEDAH	NECEDAH AREA H S	6	RACINE	PRAIRIE SCHOOL
43	NEENAH	NEENAH HIGH SCHOOL	20	RACINE	ST CATHERINES H S
4	NEKOOSA	NEKOOSA HIGH SCHOOL	2	RACINE	WALDEN III
8	NEW BERLIN	EISENHOWER HIGH SCHOOL	14	RACINE	WASHINGTON PARK H S
23	NEW BERLIN	NEW BERLIN H S	2	RANDOLPH	RANDOLPH HS
6	NEW GLARUS	NEW GLARUS H S	3	RANDOM LAKE	RANDOM LAKE H S
12	NEW HOLSTEIN	NEW HOLSTEIN H S	11	REEDSBURG	WEBB H S
12	NEW LONDON	NEW LONDON SR H S	3	REEDSVILLE	REEDSVILLE HIGH SCHOOL
9	NEW RICHMOND	NEW RICHMOND H S	20	RHINELANDER	RHINELANDER H S
1	NIAGARA	NIAGARA H S	1	RIB LAKE	RIB LAKE H S
14	OAK CREEK	OAK CREEK H S	6	RICE LAKE	RICE LAKE H S
41	OCONOMOWOC	OCONOMOWOC SR H S	4	RICHLAND CENTER	RICHLAND CENTER H S
2	OCONTO	OCONTO HIGH SCHOOL	3	RIO	RIO H S

NEW FRESHMEN BY WISCONSIN HIGH SCHOOL FROM WHICH ADMITTED  
UNIVERSITY OF WISCONSIN - MADISON  
FIRST SEMESTER 1984-85  
(END OF THE SECOND WEEK OF INSTRUCTION)

TOTAL	CITY	HIGH SCHOOL	TOTAL	CITY	HIGH SCHOOL
7	RIPON	RIPON SR H S	11	WATERFORD	WATERFORD H S
4	RIVER FALLS	RIVER FALLS H S	6	WATERLOO	WATERLOO COMMUNITY H S
3	ROSENDALE	LACONIA HS	33	WATERTOWN	WATERTOWN SR H S
8	SALEM	CENTRAL H S	23	WAUKESHA	CATHOLIC MEMORIAL H S
9	SCHOFIELD	EVEREST H S	31	WAUKESHA	WAUKESHA NORTH HS
2	SEYMOUR	SEYMOUR COMMUNITY H S	57	WAUKESHA	WAUKESHA SOUTH SR H S
12	SHAWANO	SHAWANO SR H S	25	WAUNAKEE	WAUNAKEE H S
18	SHEBOYGAN	NORTH H S	10	WAUPACA	WAUPACA H S
2	SHEBOYGAN	SHEBOYGAN LUTHERAN	5	WAUPUN	WAUPUN SR H S
14	SHEBOYGAN	SOUTH H S	2	WAUSAU	NEWMAN H S
8	SHEBOYGAN FALLS	SHEBOYGAN FALLS H S	13	WAUSAU	WAUSAU EAST SR. H.S.
23	SHOREWOOD	SHOREWOOD H S	13	WAUSAU	WAUSAU WEST H S
1	SHULLSBURG	SHULLSBURG H S	1	WAUSAUKEE	WAUSAUKEE H S
11	SLINGER	SLINGER COMMUNITY H S	2	WAUTOMA	WAUTOMA H S
15	SOUTH MILWAUKEE	SOUTH MILWAUKEE JR SR H S	38	WAUWATOSA	WAUWATOSA EAST H S
1	SOUTH WAYNE	BLACKHAWK H S	36	WAUWATOSA	WAUWATOSA WEST SR H S
4	SPARTA	SPARTA H S	18	WEST ALLIS	NATHAN HALE H S
1	SPENCER	SPENCER H S	8	WEST ALLIS	WEST ALLIS CENTRAL H S
1	SPOONER	SPOONER H S	18	WEST BEND	WEST BEND H S-EAST
8	SPRING GREEN	RIVER VALLEY H S	14	WEST BEND	WEST BEND HIGH SCHOOL-WEST
4	ST CROIX FALLS	ST CROIX FALLS H S	4	WEST SALEM	WEST SALEM H S
2	ST FRANCIS	CITY OF ST FRANCIS H S	2	WESTBY	WESTBY H S
1	STEVENS POINT	MARIA HS	5	WESTFIELD	WESTFIELD H S
2	STEVENS POINT	PACELLI H S	4	WEYAUWEGA	WEYAUWEGA H S
1	STEVENS POINT	ST JOSEPHS ACADEMY	18	WHITEFISH BAY	DOMINICAN H S
25	STEVENS POINT	STEVENS PT AREA SR H S	2	WHITEHALL	WHITEHALL H S
1	STOCKBRIDGE	STOCKBRIDGE H S	4	WHITEWATER	WHITEWATER H S
19	STOUGHTON	STOUGHTON H S	7	WILMOT	WILMOT UNION H S
1	STRATFORD	STRATFORD H S	1	WINNECONNE	WINNECONNE H S
1	STURGEON BAY	SEVASTOPOL H S	7	WISCONSIN DELLS	WISCONSIN DELLS H S
14	STURGEON BAY	STURGEON BAY H S	7	WISCONSIN RAPIDS	ASSUMPTION H S
49	SUN PRAIRIE	SUN PRAIRIE H S	36	WISCONSIN RAPIDS	LINCOLN H S
2	SUPERIOR	SUPERIOR SR H S	1	WITTENBERG	WITTENBERG-BIRNAMWOOD HS
1	SURING	SURING H S			
8	SUSSEX	HAMILTON H S	4042	TOTAL	
5	THREE LAKES	THREE LAKES H S			
5	TOMAH	TOMAH H S			
6	TOMAHAWK	TOMAHAWK H S			
1	TONY	FLAMBEAU H S			
6	TWO RIVERS	WASHINGTON H S			
7	UNION GROVE	UNION GROVE H S			
1	VALDERS	VALDERS H S			
38	VERONA	VERONA H S			
2	VIOLA	KICKAPOO H S			
2	VIROQUA	VIROQUA H S			
1	WABENO	WABENO H S			
14	WALES	KETTLE MORAIN H S			
7	WALWORTH	BIG FOOT UNION H S			
4	WASHBURN	WASHBURN H S			

DISTRIBUTION OF HIGH SCHOOL RANK PERCENTILES FOR NEW FRESHMEN  
UNIVERSITY OF WISCONSIN - MADISON  
FIRST SEMESTER 1984-85  
(END OF SECOND WEEK OF INSTRUCTION)

HIGH SCHOOL RANK PERCENTILES	SUMMARY TOTAL				MEN				WOMEN			
	RES	NON RES	TOTAL NO	ACCUM %	RES	NON RES	TOTAL NO	ACCUM%	RES	NON RES	TOTAL NO	ACCUM%
95-99	717	127	844	16.0	308	55	363	13.9	409	72	481	18.0
90-94	620	112	732	29.8	307	42	349	27.3	313	70	383	32.4
85-89	528	133	659	42.3	256	55	311	39.2	270	78	348	45.4
80-84	481	142	623	54.1	249	68	317	51.3	232	74	306	56.9
75-79	381	133	514	63.9	200	54	254	61.1	181	79	260	66.6
70-74	340	142	482	73.0	180	57	237	70.2	160	85	245	75.8
65-69	280	132	412	80.8	153	52	205	78.0	127	80	207	83.5
60-64	240	148	388	88.1	135	71	206	85.9	105	77	182	90.3
55-59	203	110	313	94.1	125	60	185	93.0	78	50	128	95.1
50-54	138	82	218	98.2	85	41	126	97.8	51	41	92	98.6
45-49	36	19	55	99.2	20	7	27	98.9	16	12	28	99.6
40-44	9	7	16	99.5	8	5	13	99.3	1	2	3	99.7
35-39	4	1	5	99.6	3	1	4	99.5	1	1	2	99.8
30-34	6	4	10	99.8	5	3	8	99.8	1	1	2	99.9
25-29	2	2	4	99.9	1	1	2	99.9	1	1	2	99.9
20-24	1	2	3	99.9		2	2	99.9	1		1	99.9
15-19				99.9				99.9				99.9
10-14				99.9				99.9				99.9
05-09	1	1	2	100.0	1		1	100.0		1	1	100.0
01-04				100.0				100.0				100.0
TOTAL RANKS AVAILABLE	3983	1297	5280		2036	574	2610		1947	723	2670	
TOTAL RANKS UNAVAILABLE	70	140	210		42	68	108		28	74	102	
TOTAL	4053	1437	5490		2078	640	2718		1975	797	2772	



DISTRIBUTION OF CREDITS CARRIED BY LEVEL  
UNIVERSITY OF WISCONSIN - MADISON  
FIRST SEMESTER 1984-85  
(END OF THE SECOND WEEK OF INSTRUCTION)

CREDITS	SUMMARY						UNDERGRADUATES			SPECIALS		GRADUATES		PROFESSIONALS			TOTAL
	TOTAL	FRESH	SOPH	JRS	SRS	TOTAL	TOTAL	MASTERS	PHDS	TOTAL	LAW	MED	VET				
0	11		1			1	10										
1	424	1	14	43	62	120	295	5	4	9							
2	678	3	10	10	35	58	264	236	119	355	1				1		
3	3978	28	51	75	204	358	1155	485	1974	2459	4	2			6		
4	498	17	21	32	85	155	230	79	32	111	2				2		
5	371	10	26	17	62	115	132	82	42	124							
6	1297	28	41	73	235	375	314	329	274	603	5				5		
7	437	18	32	51	148	249	89	54	40	94	5				5		
8	400	16	24	36	131	207	63	67	27	94	34	2			38		
9	2331	20	34	42	201	297	112	1066	842	1908	13	1			14		
10	1029	29	41	58	198	326	53	405	237	642	7	1			8		
11	822	23	51	47	158	279	36	365	125	490	13	4			17		
12	4857	433	572	643	1246	2894	98	1108	729	1837	21	7			28		
13	4244	1008	869	928	1046	3849	51	215	99	314	24	5	1		30		
14	5436	1563	1265	1199	1162	5189	40	53	64	117	84	6			90		
15	7153	1649	1600	1801	1452	6502	73	44	27	71	375	74	58		507		
16	5194	1225	1234	1337	1133	4929	16	25	12	37	139	71	2		212		
17	2594	389	679	709	684	2461	13	4	4	8	80	14	18		112		
18	1213	104	249	342	430	1125	10	5	5	10	58	10			68		
19	613	33	76	109	149	367	2	2	1	3	13	151	77		241		
20	208	11	34	53	91	189	2	1		1	9	5	2		16		
21	76	2	7	16	31	56					8	12			20		
22	133		2	6	11	19	1	1		1	3	109			112		
23	113		3	1	5	9					1	103			104		
24	60		1		2	3					1	56			57		
25	7			1		1						6			6		
26	4			1	1	2						2			2		
OVER 26	5			2	1	3						2			2		
<b>TOTAL</b>	<b>44218</b>	<b>6608</b>	<b>8937</b>	<b>7632</b>	<b>8963</b>	<b>30138</b>	<b>3091</b>	<b>4631</b>	<b>4657</b>	<b>9288</b>	<b>900</b>	<b>643</b>	<b>158</b>		<b>1701</b>		
<b>MEAN CREDITS</b>	<b>12.3</b>	<b>14.4</b>	<b>14.5</b>	<b>14.4</b>	<b>13.4</b>	<b>14.1</b>	<b>4.9</b>	<b>8.9</b>	<b>6.8</b>	<b>7.9</b>	<b>14.9</b>	<b>19.6</b>	<b>17.2</b>		<b>16.9</b>		
<b>TOTAL CREDITS</b>	<b>542594</b>	<b>95207</b>	<b>100388</b>	<b>109974</b>	<b>120270</b>	<b>425839</b>	<b>15064</b>	<b>41336</b>	<b>31670</b>	<b>73006</b>	<b>13390</b>	<b>12571</b>	<b>2724</b>		<b>28685</b>		

DISTRIBUTION OF CREDITS CARRIED BY COLLEGE  
UNIVERSITY OF WISCONSIN - MADISON  
FIRST SEMESTER 1984-85  
(END OF THE SECOND WEEK OF INSTRUCTION)

CREDITS	SUMMARY TOTAL	UNDERGRADUATES									UGRAD TOTAL	SPECIALS	GRADS	PROFS
		ALS	AHP	BUS	EDUC	ENGR	FRCS	L&S	NUR	PHAR				
0	11							1			1	10		
1	424	3	3	1	9	56	4	41	3		120	295	9	
2	678	9	1	2	7	3	4	22	9	1	58	264	355	1
3	3978	35	7	11	62	11	13	193	18	8	358	1155	2459	6
4	498	13	3	3	13	4	12	100	7		155	230	111	2
5	371	11	6		13	14	5	49	16	1	115	132	124	
6	1297	43	13	8	57	26	22	186	17	3	375	314	603	5
7	437	28	6	6	14	12	26	135	14	10	249	89	94	5
8	400	22	9	3	36	11	5	98	21	2	207	63	94	36
9	2331	28	6	11	39	29	17	148	15	4	297	112	1908	14
10	1029	27	8	12	43	20	19	166	22	9	326	53	642	8
11	822	28	7	10	40	21	12	131	22	10	279	36	490	17
12	4857	232	145	174	294	504	93	1326	107	19	2894	98	1837	28
13	4244	279	133	115	238	591	116	2206	130	41	3849	51	314	30
14	5436	426	145	149	309	730	156	3075	168	31	5189	40	117	90
15	7153	463	208	331	402	902	193	3780	166	57	6502	73	71	507
16	5194	362	163	205	278	759	120	2935	78	29	4929	16	37	212
17	2594	187	62	81	166	378	48	1414	27	98	2461	13	8	112
18	1213	71	14	37	82	179	34	692	11	5	1125	10	10	68
19	613	20	5	18	24	51	16	231		2	367	2	3	241
20	208	9		6	9	35	5	122	3		189	2	1	16
21	76	3	1	4	2	14	2	29		1	56			20
22	133	5		1	2	2		9			19	1	1	112
23	113	1		1	2		1	4			9			104
24	60							3			3			57
25	7							1			1			6
26	4	1						1			2			2
OVER 26	5							3			3			2
TOTAL	44218	2302	945	1189	2141	4352	923	17101	854	331	30138	3091	9288	1701
MEAN CREDITS	12.3	13.9	13.9	14.3	13.4	14.4	13.5	14.3	12.8	14.2	14.1	4.9	7.9	16.9
TOTAL CREDITS	542594	32008	13120	17041	28767	62481	12473	244320	10929	4700	425839	15064	73006	28685

DISTRIBUTION OF STUDENTS BY AGE  
UNIVERSITY OF WISCONSIN - MADISON  
FIRST SEMESTER 1984-85  
(END OF SECOND WEEK OF INSTRUCTION)

AGE	SUMMARY TOTAL	FRESH	UNDERGRADUATES			TOTAL	SPECIALS TOTAL	GRADUATES			PROFESSIONALS			TOTAL
			SOPH	JR	SR			MASTERS	PHDS	TOTAL	LAW	MED	VET	
16 & UNDER	27	8	1		1	10	17							
17	972	929	12			941	31							
18	5183	4469	664	26	4	5163	19	1			1			
19	5430	760	3947	655	22	5384	46							
20	5482	139	1291	3470	508	5408	59	4	5	9				6
21	5246	64	319	1924	2670	4977	86	81	45	126	20	28	9	57
22	4113	44	169	537	2509	3259	133	382	145	527	89	81	24	194
23	2628	43	114	250	990	1397	209	539	205	744	130	116	32	278
24	2036	32	72	151	510	765	201	517	261	778	144	124	24	292
25	1647	17	68	102	329	516	169	435	297	732	105	117	8	230
26	1501	17	42	107	262	428	167	409	364	773	68	51	14	133
27	1330	10	33	68	219	330	165	336	405	741	56	27	11	94
28	1116	17	39	46	158	260	147	304	333	637	44	20	8	72
29	1001	8	25	53	134	220	132	239	361	600	26	17	6	49
30	859	6	30	43	116	195	123	188	300	488	31	16	6	53
31	763	2	11	31	92	136	128	184	260	444	34	16	5	55
32	701	5	16	25	80	126	121	167	253	420	22	9	3	34
33	557	8	17	24	60	109	105	122	193	315	22	3	3	28
34	536	4	8	18	60	90	95	118	210	328	15	5	3	23
35	480	6	9	12	53	80	96	105	176	281	22	1		23
36	397	4	6	18	34	62	93	85	140	225	15		2	17
37	354	2	9	12	30	53	89	80	119	199	9	4		13
38	224	2	4	9	17	32	47	46	90	136	9			9
39	231	1	3	9	14	27	55	54	89	143	4	2		6
40	186	1	4	5	15	25	44	46	63	109	8			8
41	197	1	4	7	11	23	57	42	66	108	8	1		9
42-46	484	4	11	21	40	76	152	91	156	247	8	1		9
47-51	212	1	3	4	15	23	79	34	72	106	4			4
52-56	93	1	2	3	8	14	30	17	28	45	4			4
57-61	53		2	1	1	4	28	2	18	20	1			1
62 & OVER	179	1	2	1	1	5	168	3	3	6				
TOTAL	44218	6606	6937	7632	8963	30138	3091	4631	4657	9288	900	643	158	1701
MEAN AGE	23.7	18.4	19.9	21.3	23.3	20.9	32.4	28.0	30.5	29.3	27.0	24.9	25.3	26.0

AS OF AUGUST 31, 1984

PERMANENT HOME ADDRESS AND RESIDENT FEE ASSESSMENT STATUS FOR NON-FOREIGN  
UNIVERSITY OF WISCONSIN - MADISON  
FIRST SEMESTER 1984-85  
(END OF THE SECOND WEEK OF INSTRUCTION)

PERMANENT HOME ADDRESS	SUMMARY TOTAL			UNDERGRADUATES			SPECIALS			GRADUATES			PROFESSIONALS			
	RES	NON RES	TOTAL	CONT	RE- ENTRY	NEW ADV STG	NEW FRESH	CONT	RE- ENTRY	NEW ADV STG	CONT	RE- ENTRY	NEW GRADS	CONT	RE- ENTRY	NEW ADV STG
WISCONSIN COUNTIES																
ADAMS	44	3	47	30		2	8	1		2	1			2		1
ASHLAND	26	2	28	9		3	7	1		1	4		1	2		
BARRON	63		63	42	1	5	8				2			1	1	3
BAYFIELD	33	1	34	18		2	5			1	1	2	2	2	1	
BROWN	881	3	884	545	14	54	154	6	2	9	52	2	16	17	1	12
BUFFALO	17		17	9		3	2				2		1			
BURNETT	6		6	2		1				1	2					
CALUMET	146		146	89	3	10	27	1	1	1	6	2	3	1		2
CHIPPEWA	76		76	40	1	9	13			2	4		4	2		1
CLARK	49	1	50	25		6	8	1			5		1	2		2
COLUMBIA	395	3	398	213	10	31	41	16	5	21	40	1	7	9		4
CRAWFORD	47	1	48	27	1	2	7	1			4	1	3	2		
DANE	13398	1508	14906	6566	493	561	903	947	435	754	2862	167	549	502	17	150
DODGE	402	6	408	228	7	23	68	7	4	8	32	3	10	10		8
DOOR	96	2	98	64		6	19	1		1	2		3	1		1
DOUGLAS	51	2	53	23		8	6			2	5		2	4		3
DUNN	42		42	17	2	4	8				3		1	6		1
EAU CLAIRE	172	4	176	77		24	29	3		3	16	1	7	12	1	3
FLORENCE	15		15	7		4	3						1			
FOND DU LAC	361	1	362	219	3	28	43	5	1	9	24	1	6	14	1	8
FOREST	17		17	8		2	4	1					2			
GRANT	195	1	196	89	4	14	33	4		4	24	1	7	10		6
GREEN	250	1	251	161	7	7	32	4	2	8	17	1	3	5	1	3
GREEN LAKE	78	1	79	47	2	5	14	1	1		6		1	2		
IOWA	115	2	117	53	2	8	22	3	6	6	9	1	3	1		3
IRON	16		16	3		5	3			1	1		1	1		1
JACKSON	39	1	40	23	1		4			1	3		1	5		2
JEFFERSON	433	7	440	244	9	14	84	14	3	9	32	3	16	6		6
JUNEAU	61		61	30	1	1	18	2	1		1		4	2		1
KENOSHA	318	3	321	198	8	28	46	3		4	13	2	2	14		5
KEWAUNEE	39		39	21	1	2	6				3		4	1		1
LA CROSSE	370	5	375	197	3	25	54	8	4	11	32	1	18	12	1	9
LAFAYETTE	75	1	76	45	1	8	6	1		3	8		2	2		
LANGLADE	61	1	62	25	3	6	14	1		2	5		4	2		
LINCOLN	101		101	60	1	9	18	1		3	3		1	2	1	2
MANITOWOC	335	3	338	202	4	42	48	3		4	9	2	9	12		3
MARATHON	571	2	573	325	9	104	50	2	1	5	35	4	16	16		6
MARINETTE	118	2	120	69	1	18	17	2			6		2	5		
MARQUETTE	37	3	40	17	2	2	8	3	1	1	4					2
MENOMONIE	2		2										1			1
MILWAUKEE	3328	33	3361	1915	53	179	628	34	10	53	176	4	77	140	12	80
MONROE	81	2	83	55	1	3	11			1	6		1	1		4
OCONTO	65		65	35	1	7	8				6	1	3	2		2
ONEIDA	153	6	159	89	3	8	37	1	1	1	10	1	5	2		1

PERMANENT HOME ADDRESS AND RESIDENT FEE ASSESSMENT STATUS FOR NON-FOREIGN  
UNIVERSITY OF WISCONSIN - MADISON  
FIRST SEMESTER 1984-85  
(END OF THE SECOND WEEK OF INSTRUCTION)

PERMANENT HOME ADDRESS	SUMMARY TOTAL			UNDERGRADUATES				SPECIALS			GRADUATES			PROFESSIONALS		
	RES	NON RES	TOTAL	CONT	RE- ENTRY	NEW ADV STG	NEW FRESH	CONT	RE- ENTRY	NEW ADV STG	CONT	RE- ENTRY	NEW GRADS	CONT	RE- ENTRY	NEW ADV STG
<b>WISCONSIN COUNTIES</b>																
OUTAGAMIE	667		667	403	6	54	109	7	1	11	35	2	10	21	1	7
OZAUKEE	584	2	586	378	9	25	128	2	3	5	9	1	9	12		5
PEPIN	13		13	5			6							2		
PIERCE	37		37	22		1	5				7		1			1
POLK	37		37	16	1	3	8		1		1		1	4		2
PORTAGE	203		203	99	3	22	33	2		3	22		11	1		7
PRICE	50	2	52	29	2	2	12			3	3		1			
RACINE	763	7	770	473	11	70	137	5	2	9	29		7	21		6
RICHLAND	77	1	78	46	5	4	8	1		4	5		2			3
ROCK	868	6	874	446	21	78	133	17	12	31	86	5	20	12	1	12
RUSK	15		15	11			1				2			1		
ST CROIX	97		97	43	1	15	23		1	1	4	1	5	3		
SAUK	404	6	410	210	18	36	38	7	9	24	40	6	7	11		4
SAWYER	37		37	20		1	14	1			1					
SHAWANO	118	1	117	77		8	17				5		3	5		2
SHEBOYGAN	441	1	442	260	9	41	61	11	3	5	27		6	13	1	5
TAYLOR	26		26	11		1	8			1	2			1		2
TREMPEALEAU	51		51	28	2	2	8	1	1	3	2		1	3		
VERNON	68		68	32	3	7	5		2	2	7	1	1	4		2
VILAS	57	6	63	29	2	7	12		1	2	4		2	3		1
WALWORTH	385	12	397	236	12	17	73	9	1	6	23	1	11	6		2
WASHBURN	17		17	12			3							2		
WASHINGTON	410	1	411	258	6	33	78	1		3	17		2	11		2
WAUKESHA	2360	12	2372	1456	50	133	461	11	5	28	92	3	36	60	1	36
WAUPACA	155		155	85	1	13	35			3	7		3	6		2
WAUSHARA	46		46	24	2	2	2			5	8		1	1		1
WINNEBAGO	596	1	597	345	9	52	95	7	3	7	33	2	16	16	2	10
WOOD	345	1	346	220	3	17	55	3		5	16	1	8	10		8
<b>TOTAL WISCONSIN</b>	<b>32101</b>	<b>1670</b>	<b>33771</b>	<b>17435</b>	<b>828</b>	<b>1927</b>	<b>4092</b>	<b>1163</b>	<b>523</b>	<b>1093</b>	<b>3963</b>	<b>222</b>	<b>964</b>	<b>1061</b>	<b>43</b>	<b>457</b>
<b>STATES OTHER THAN WISCONSIN</b>																
ALABAMA	1	11	12	5						1	3		3			
ALASKA	2	13	15	4		2	1		1		5		2			
ARIZONA		19	19	2							11		5			1
ARKANSAS	1	9	10	2			1				3		3			1
CALIFORNIA	6	275	281	38	2	9	19	2		1	135	1	59	9		6
COLORADO	4	59	63	11		2	6	1		2	26	1	12			2
CONNECTICUT	2	98	100	28	1	4	18	3		1	37	1	7			
DELAWARE		16	16	3			1				9		3			
FLORIDA	1	73	74	22	1	5	6	1		1	22	1	15			
GEORGIA		41	41	11			9			1	11	1	7			1
HAWAII		23	23	7			1				12		3			

PERMANENT HOME ADDRESS AND RESIDENT FEE ASSESSMENT STATUS FOR NON-FOREIGN  
UNIVERSITY OF WISCONSIN - MADISON  
FIRST SEMESTER 1984-85  
(END OF THE SECOND WEEK OF INSTRUCTION)

PERMANENT HOME ADDRESS	SUMMARY TOTAL			UNDERGRADUATES			SPECIALS			GRADUATES			PROFESSIONALS			
	RES	NON RES	TOTAL	CONT	RE- ENTRY	NEW ADV STG	NEW FRESH	CONT	RE- ENTRY	NEW ADV STG	CONT	RE- ENTRY	NEW GRADS	CONT	RE- ENTRY	NEW ADV STG
STATES OTHER THAN WISCONSIN																
IDAHO	1	18	19	2		2	1	1			6		7			
ILLINOIS	17	2225	2242	1210	37	173	493	13		11	205	1	70	17		12
INDIANA	1	127	128	36		5	18			1	43		20	5		
IOWA	2	137	139	32	2	7	10	2		3	54	2	20	5		2
KANSAS		41	41	6	2	1	11	2			11	1	6	1		
KENTUCKY		35	35	11		2	5				12		5			
LOUISIANA		26	26	5	1		1				13		6			
MAINE		33	33	13			3				14		1	1		1
MARYLAND		168	168	66	3	5	32	1		1	46		10			4
MASSACHUSETTS		193	193	67	1	8	36	4		1	57	1	16	1		1
MICHIGAN	6	248	254	83	3	8	43	1		7	71	1	27	7		3
MINNESOTA	7	1695	1702	890	25	120	371	8	1	14	181	4	79	7		2
MISSISSIPPI		9	9	1			3	1			1		2			1
MISSOURI		110	110	49	1	6	15				27	1	10			1
MONTANA	2	13	15	3						1	9	1	1			
NEBRASKA	1	58	59	21		2	9	1		2	20		4			
NEVADA		4	4							1	3					
NEW HAMPSHIRE		24	24	4		1	1	1		1	11		4	1		
NEW JERSEY	2	207	209	75	3	8	29	3		3	64	1	20	1		2
NEW MEXICO		20	20			1	2				12	1	4			
NEW YORK	6	508	514	184	9	24	69	4		6	138	1	63	8		8
NORTH CAROLINA	1	37	38	6		1	1				25		4	1		
NORTH DAKOTA		19	19	3		1	2			2	7		4			
OHIO	4	286	290	122	1	11	46	2		4	71	2	28			3
OKLAHOMA	1	9	10	3						2	3		2			
OREGON		37	37	5			2	2		1	17	1	6	3		
PENNSYLVANIA	1	188	189	49		7	15	2		4	79	2	28	2		1
RHODE ISLAND		29	29	9	1	1	4	4		1	5		1	1		2
SOUTH CAROLINA		12	12	3		1					6		2			
SOUTH DAKOTA		14	14			3	3			1	2		5			
TENNESSEE		46	46	13	1	2	5				19	1	4			1
TEXAS	2	68	70	12		5	3	1		1	36		9	2		1
UTAH	1	21	22	2	1	1	1			2	11		4			
VERMONT		13	13	4		2	2				3		2			
VIRGINIA	3	83	86	27		3	12	4			29		10	1		
WASHINGTON	1	45	46	4			3	2			25		10	1		1
WASHINGTON, DC		45	45	16	2		12				11		2	1		1
WEST VIRGINIA		8	8	1		1	2			1	3					
WYOMING		7	7	2							3		2			
TOTAL STATES OTHER THAN WISCONSIN	76	7503	7579	3172	97	434	1327	66	2	78	1627	26	617	75		58

PERMANENT HOME ADDRESS AND RESIDENT FEE ASSESSMENT STATUS FOR NON-FOREIGN  
UNIVERSITY OF WISCONSIN - MADISON  
FIRST SEMESTER 1984-85  
(END OF THE SECOND WEEK OF INSTRUCTION)

PERMANENT HOME ADDRESS	SUMMARY TOTAL			UNDERGRADUATES			SPECIALS			GRADUATES			PROFESSIONALS			
	RES	NON RES	TOTAL	CONT	RE- ENTRY	NEW ADV STG	NEW FRESH	CONT	RE- ENTRY	NEW ADV STG	CONT	RE- ENTRY	NEW GRADS	CONT	RE- ENTRY	NEW ADV STG
U. S. TERRITORIES																
GUAM		1	1	1												
PUERTO RICO		86	86	35	1	6	11	1			24		8			
VIRGIN ISLANDS		2	2								2					
TOTAL U. S. TERRITORIES		89	89	36	1	6	11	1			26		8			
FOREIGN COUNTRIES																
BRAZIL		2	2	1			1									
CANADA		10	10	2			1			1	5					1
CHINA, REPUBLIC OF		4	4								4					
FINLAND		2	2			2										
FRANCE		5	5					1			4					
GERMANY WEST		2	2								1		1			
GR BRIT & N IRELAND		4	4	3			1									
GREECE		2	2	1							1					
HONG KONG		4	4	3							1					
ICELAND		1	1										1			
INDIA		2	2	1						1						
IRAN		1	1										1			
ITALY		4	4	1		2					1					
JAPAN		3	3	1							2					
JORDAN		2	2	1							1					
KOREA, REPUBLIC OF		1	1										1			
KUWAIT		1	1	1												
MEXICO	1	3	4	1							2		1			
OMAN		1	1	1												
POLAND		1	1								1					
SWITZERLAND		1	1				1									
VENEZUELA		2	2	2												
TOTAL FOREIGN	1	58	59	19		4	4	1		2	23		5			1
CITIZENS ABROAD	2	25	27	12		1	4				9		1			
SUMMARY TOTAL	32180	9345	41525	20674	926	2372	5438	1231	525	1173	5648	248	1595	1136	43	516

FOREIGN STUDENTS BY COUNTRY OF CITIZENSHIP  
 UNIVERSITY OF WISCONSIN - MADISON  
 FIRST SEMESTER 1984-85  
 (END OF THE SECOND WEEK OF INSTRUCTION)

FOREIGN COUNTRIES	SUMMARY TOTAL	UNDERGRADUATES			SPECIALS			GRADUATES			PROFESSIONALS			
		CONT	RE- ENTRY	NEW ADV STG	NEW FRESH	CONT	RE- ENTRY	NEW ADV STG	CONT	RE- ENTRY	NEW GRADS	CONT	RE- ENTRY	NEW ADV STG
AFGHANISTAN	1								1					
ALGERIA	12								11		1			
ARAB REP OF EGYPT	40						3		33		4			
ARGENTINA	15	2					1		8		4			
AUSTRALIA	23	1				1		2	12		6			1
AUSTRIA	3						1		1		1			
BANGLADESH	4						1		3					
BARBADOS	1								1					
BELGIUM	7								7					
BERMUDA	1								1					
BHUTAN	1	1												
BOLIVIA	1													
BOTSWANA	10			1				3	1		1			
BRAZIL	41	3				3			28		6			1
BRUNEI	1								1					
BURMA	1								1					
BURUNDI	2								2					
CAMEROON	3								2		1			
CANADA	68	14		2	8	3		2	26	2	11			
CHILE	8							2	4	1	1			
CHINA, PEOPLES REP	113	10						2	87		14			
CHINA, REPUBLIC OF	290	14		2	1	2		3	205	2	61			
COLOMBIA	24	9				1	2	1	10		1			
COSTA RICA	6								6					
CYPRUS	5	2							2					
DENMARK	5							2	1		2			
DOMINICAN REPUBLIC	1										1			
ECUADOR	5	3						1	1					
EL SALVADOR	1										1			
ETHIOPIA	5					1			4					
FINLAND	5			1				1	1		2			
FRANCE	22	2		2					8		10			
GAMBIA	1							1						
GERMANY WEST	48	2			2	2		11	17	2	12			
GHANA	15	1							12	1	1			
GR BRIT & N IRELAND	49	9		1	3			7	17		11		1	
GREECE	19	3				6	1	1	8					
GUATEMALA	3	2							1					
GUINEA	1								1					
GUYANA	2	1							1					
HONG KONG	255	148		20	17			3	42	1	23			1
ICELAND	17	1		2					11		3			
INDIA	128	12		5	1	1		4	66		37			
INDONESIA	119	56		6	3	4		3	40		7			
IRAN	87	31	2	1	1	1		3	43	1	4			
IRAQ	21	1							18		2			
IRELAND, REPUBLIC OF	5								4		1			



FOREIGN STUDENTS BY COUNTRY OF CITIZENSHIP  
 UNIVERSITY OF WISCONSIN - MADISON  
 FIRST SEMESTER 1984-85  
 (END OF THE SECOND WEEK OF INSTRUCTION)

	SUMMARY TOTAL	CONT	UNDERGRADUATES			SPECIALS			GRADUATES			PROFESSIONALS		
			RE- ENTRY	NEW ADV STG	NEW FRESH	CONT	RE- ENTRY	NEW ADV STG	CONT	RE- ENTRY	NEW GRADS	CONT	RE- ENTRY	NEW ADV STG
FOREIGN COUNTRIES														
ISRAEL	14	1						11	1	1				
ITALY	17	1						9	1	5				
IVORY COAST REPUBLI	2							1	1					
JAPAN	71	6		2		4		7	36	2	14			
JORDAN	40	16		1	2				17		4			
KENYA	7	3		1					3					
KOREA, REPUBLIC OF	292	18		2	2	4	2	9	180	1	74			
KUWAIT	4			1					2		1			
LEBANON	9	2		3					4					
LESOTHO	2								1		1			
LIBERIA	3								3					
LIBYA	9	2							7					
MALAYSIA	157	89		5	8	1		5	38	1	10			
MAURITANIA	4					1			2		1			
MEXICO	46	2				1		1	34	2	6			
MOROCCO	2							1	1					
NAMIBIA	1								1					
NEPAL	11	3						1	6		1			
NETHERLANDS	7			1					5		1			
NETHERLANDS ANTILLES	2								2					
NEW ZEALAND	3								3					
NIGER	2	2												
NIGERIA	62	11				2		1	45	2	1			
NORWAY	16	4		1					4		7			
OMAN	1				1									
PAKISTAN	20	6	2	1				1	7		3			
PANAMA	1								1					
PARAGUAY	2								1		1			
PERU	10				1	1	1		5		2			
PHILIPPINES	21							2	15	1	2			1
POLAND	4								4					
PORTUGAL	3								3					
QATAR	2								2					
SAUDI-ARABIA	32	1	1			2		1	22	2	3			
SENEGAL	1								1					
SIERRA LEONE	4							2	2					
SINGAPORE	64	40		8	1				12		3			
SURINAM	1								1					
SOMALIA	4	2							1		1			
SOUTH AFRICA, REP OF	7								6		1			
SPAIN	17				1	1		1	13		1			
SRI LANKA	2							1	1					
SUDAN	15	1							12		2			
SWAZILAND	1							1						
SWEDEN	6	2				1		2	1					
SWITZERLAND	1	1												
SYRIA	11	6		2					3					

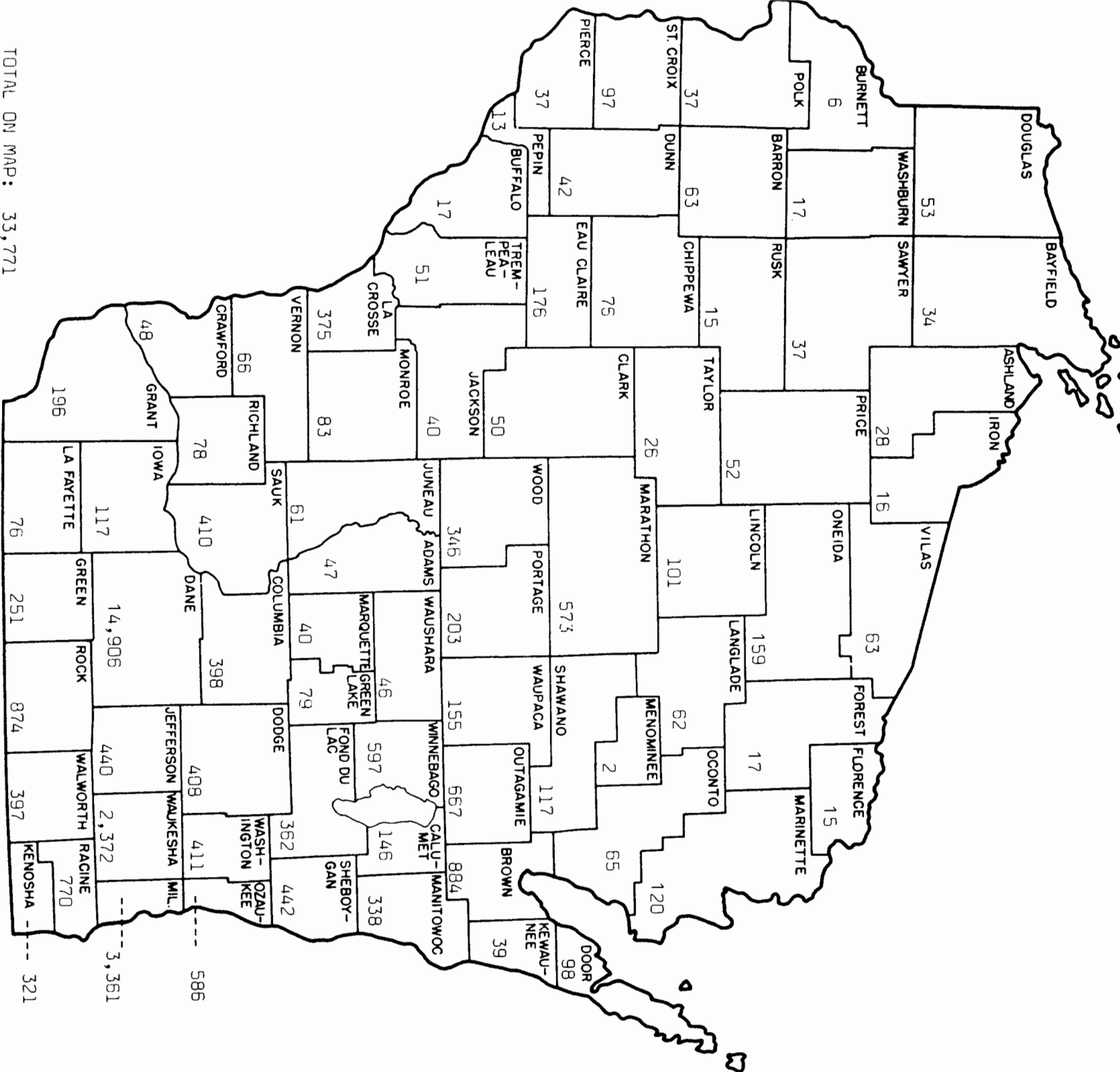
FOREIGN STUDENTS BY COUNTRY OF CITIZENSHIP  
 UNIVERSITY OF WISCONSIN - MADISON  
 FIRST SEMESTER 1984-85  
 (END OF THE SECOND WEEK OF INSTRUCTION)

	SUMMARY TOTAL	CONT	UNDERGRADUATES			SPECIALS			GRADUATES			PROFESSIONALS		
			RE- ENTRY	NEW ADV STG	NEW FRESH	CONT	RE- ENTRY	NEW ADV STG	CONT	RE- ENTRY	NEW GRADS	CONT	RE- ENTRY	NEW ADV STG
FOREIGN COUNTRIES														
TANZANIA	10	1						1	7	1				
THAILAND	49	12				1		2	30		4			
TOGO	1										1			
TRINIDAD	4	2							2					
TUNISIA	31	17						6	5		3			
TURKEY	24	7							15		2			
UGANDA	3								2		1			
UNITED ARAB EMIRATES	3								2		1			
URUGUAY	2	1							1					
VENEZUELA	39	10	1			3		1	20		4			
VIETNAM	1			1										
WEST INDIES FED	2								2					
YUGOSLAVIA	6								5	1				
ZAIRE	2								2					
ZAMBIA	9	1						3	4			1		
ZIMBABWE	1									1				
SUMMARY TOTAL	2693	598	6	72	52	47	6	109	1373	27	397	2		4

UNIVERSITY OF WISCONSIN - MADISON

FIRST SEMESTER 1984-85

(END OF THE SECOND WEEK OF INSTRUCTION)

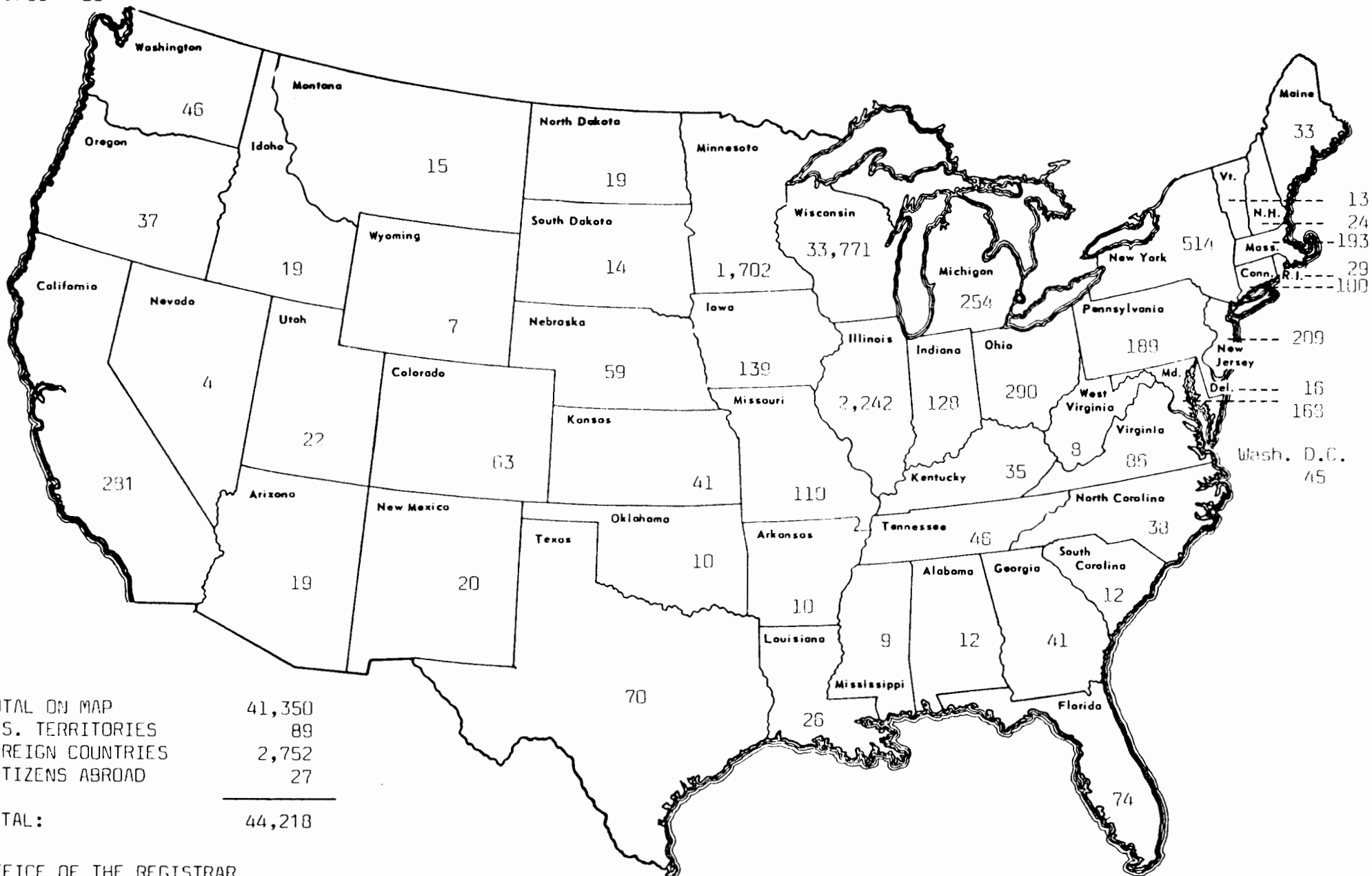


TOTAL ON MAP: 33,771

OFFICE OF THE REGISTRAR  
STUDENT STATISTICS

PERMANENT HOME ADDRESSES BY STATE  
 UNIVERSITY OF WISCONSIN - MADISON  
 FIRST SEMESTER 1984-85  
 (END OF SECOND WEEK OF INSTRUCTION)

ALASKA - 15  
 HAWAII - 23



OFFICE OF THE REGISTRAR  
 STUDENT STATISTICS

DEGREES REPORTED FISCAL YEAR 1983-84  
FTE TABULATION BY MAJOR  
UNIVERSITY OF WISCONSIN - MADISON

	BACHELORS		MASTERS		PHD		PROFESSIONAL		TOTAL	
	M	F	M	F	M	F	M	F	M	F
AFRICAN LANGUAGES AND LITERATURE			1.0			5.0			1.0	5.0
AFRO-AMERICAN STUDIES	2.0	1.0							2.0	1.0
AGRICULTURAL BUSINESS MANAGEMENT	10.0	2.0							10.0	2.0
AGRICULTURAL ECONOMICS	69.3	13.0	18.0	9.0	5.0	3.5			92.3	25.5
AGRICULTURAL EDUCATION	7.5	1.0							7.5	1.0
AGRICULTURAL ENGINEERING	18.0		3.0		2.0				23.0	
AGRICULTURAL EXTENSION EDUCATION	1.0	.5							1.0	.5
AGRICULTURAL JOURNALISM	23.5	24.0	5.0	4.0					28.5	28.0
AGRICULTURAL MECHANIZATION & MANAGEMENT	7.0								7.0	
AGRONOMY	17.0	3.5	4.0	2.0	2.0				23.0	5.5
AMERICAN INSTITUTIONS	2.0	7.0							2.0	7.0
ANALYTICAL CLINICAL CHEMISTRY				1.0						1.0
ANATOMY					2.0				2.0	
ANTHROPOLOGY	12.5	13.5	2.0	4.0	5.5	4.0			20.0	21.5
APPAREL DESIGN	.5	4.5							.5	4.5
APPLIED MATHEMATICS, ENGR AND PHYSICS	7.5	2.0							7.5	2.0
ART	28.0	63.0	17.0	17.0					45.0	80.0
ART EDUCATION	3.0	11.0		4.0					3.0	15.0
ART HISTORY		7.5	3.0	3.0		1.0			3.0	11.5
ASIAN STUDIES	2.5								2.5	
ASTRONOMY					3.0				3.0	
ASTRONOMY - PHYSICS	2.0								2.0	
BACTERIOLOGY	28.3	32.0	6.0	9.0	3.5	3.0			37.8	44.0
BEHAVIORAL DISABILITIES, STUDIES IN	2.0	84.0	8.0	35.0	3.0	5.0			13.0	124.0
BEHAVIORAL SCIENCE AND LAW	5.8	5.5							5.8	5.5
BIOCHEMISTRY	36.0	19.0		1.0	11.0	4.0			47.0	24.0
BIOLOGICAL ASPECTS OF CONSERVATION	1.0	9.5							1.0	9.5
BIOLOGY	1.0	1.0							1.0	1.0
BIOMEDICAL ENGINEERING			3.0	1.0					3.0	1.0
BOTANY	4.3	4.0	4.0	1.0	2.0	5.0			10.3	10.0
BUDDHIST STUDIES					2.0				2.0	
BUSINESS					11.5	5.0			11.5	5.0
BUSINESS DIVERSIFIED	1.0								1.0	
BUSINESS EDUCATION	1.0	2.0							1.0	2.0
BUSINESS: ACCOUNTING	73.3	33.5	15.0	14.0					88.3	47.5
BUSINESS: ACTUARIAL SCIENCE	5.0	1.5	1.0						6.0	1.5
BUSINESS: ARTS ADMINISTRATION			2.0	5.0					2.0	5.0
BUSINESS: DIVERSIFIED	1.0	.5	6.0	1.5					7.0	2.0
BUSINESS: FINANCE, INVESTMENT & BANKING	92.3	30.5	97.5	26.5					189.8	57.0
BUSINESS: HEALTH CARE FISCAL MANAGEMENT			4.0	6.0					4.0	6.0
BUSINESS: HEALTH SERVICES ADMINISTRATION			5.0	5.0					5.0	5.0
BUSINESS: INFO SYSTEMS ANALYSIS & DESIGN	31.3	22.5	15.5	6.0					46.8	28.5
BUSINESS: INTERNATIONAL BUSINESS			16.0	6.5					16.0	6.5
BUSINESS: MANAGEMENT	31.3	23.0	22.0	14.5					53.3	37.5
BUSINESS: MARKETING	53.1	58.0	38.5	30.5					91.6	88.5
BUSINESS: PUBLIC MANAGEMENT			1.0						1.0	
BUSINESS: QUANTITATIVE ANALYSIS	2.1	2.5	7.0	2.0					9.1	4.5
BUSINESS: REAL ESTATE & URBAN LAND ECON	12.5	2.5							12.5	2.5
BUSINESS: REAL ESTATE APPRA & INVEST ANAL			23.0	2.5					23.0	2.5
BUSINESS: RISK AND INSURANCE	27.8	12.5	3.0						30.8	12.5
BUSINESS: TRANSPORTATION & PUBLIC UTIL	2.0		.5	1.0					2.5	1.0

DEGREES REPORTED FISCAL YEAR 1983-84  
FTE TABULATION BY MAJOR  
UNIVERSITY OF WISCONSIN - MADISON

	BACHELORS		MASTERS		PHD		PROFESSIONAL		TOTAL	
	M	F	M	F	M	F	M	F	M	F
CARTOGRAPHY	9.5	8.5	4.0	2.0					13.5	10.5
CHEMICAL ENGINEERING	112.0	22.0	13.0		7.0				132.0	22.0
CHEMISTRY	26.8	11.0	3.0	5.0	21.0	8.0			50.8	22.0
CHEMISTRY COURSE	10.0	2.0							10.0	2.0
CHILD AND FAMILY STUDIES	1.0	24.0	1.0	1.0		3.5			2.0	28.5
CHINESE	2.0	5.0	1.0		1.0	2.0			4.0	7.0
CIVIL AND ENVIRONMENTAL ENGINEERING	80.0	14.0	43.0	8.0	7.0				130.0	22.0
CLASSICS		3.0	1.0	1.0	2.0				3.0	4.0
COMMUNICATION ARTS	96.0	87.0	4.0	5.0	7.0	5.0			107.0	97.0
COMMUNICATIVE DISORDERS	1.5	32.0	2.0	41.0	4.0	1.0			7.5	74.0
COMPARATIVE LITERATURE	4.0	3.0	1.0	3.0					5.0	6.0
COMPUTER SCIENCES	71.1	31.5	72.0	17.0	7.0	2.0			150.1	50.5
COMPUTER SCIENCES AND STATISTICS	1.5	2.0							1.5	2.0
CONSTRUCTION ADMINISTRATION	46.0	2.0							46.0	2.0
CONSUMER SCIENCE	6.0	18.0		4.0					6.0	22.0
CONTINUING AND VOCATIONAL EDUCATION			9.0	13.0	4.0	5.5			13.0	18.5
COUNSELING AND GUIDANCE			8.0	15.0	3.0	2.0			11.0	17.0
CURRICULUM AND INSTRUCTION			9.0	33.0	17.0	13.0			26.0	46.0
DAIRY SCIENCE	30.3	13.5	5.0		4.0				39.3	13.5
DANCE	1.0	8.0		4.0					1.0	12.0
DEVELOPMENT					6.0				6.0	
DIETETICS	1.0	32.0							1.0	32.0
EARTH SCIENCE	1.0	1.0							1.0	1.0
ECONOMICS	177.3	61.3	22.0	6.0	25.0	2.5			224.3	69.8
EDUCATION AND FRENCH				2.0						2.0
EDUCATIONAL ADMINISTRATION			27.0	14.0	14.0	14.0			41.0	28.0
EDUCATIONAL POLICY STUDIES			4.0	4.0	2.0	1.0			6.0	5.0
EDUCATIONAL PSYCHOLOGY			5.0	15.0	7.0	5.0			12.0	20.0
ELECTRICAL ENGINEERING	238.0	15.0	61.0	5.0	7.0				306.0	20.0
ELEMENTARY EDUCATION	16.0	115.5							16.0	115.5
ENDOCRINOLOGY - REPRODUCTIVE PHYSIOLOGY					1.0				1.0	
ENGINEERING MECHANICS	29.0	4.0	9.0		2.0	1.0			40.0	5.0
ENGINEERING WITHOUT DESIGNATION			3.0				8.0		9.0	
ENGLISH	44.5	84.0	10.0	18.0	7.0	4.0			61.5	104.0
ENTOMOLOGY	.5		5.0		8.0	2.0			13.5	2.0
ENVIRONMENTAL MONITORING			1.0	2.0					1.0	2.0
ENVIRONMENTAL TOXICOLOGY			1.0	2.0		2.0			1.0	4.0
FOOD SCIENCE	11.0	12.5	5.0	10.0	1.0				17.0	22.5
FOODSERVICE ADMINISTRATION	1.0	2.0							1.0	2.0
FOREST SCIENCE	9.0	2.5							9.0	2.5
FORESTRY			13.0	2.0	2.0				15.0	2.0
FRENCH	7.8	21.0	3.0	4.0	1.0	2.0			11.8	27.0
GENERAL HOME ECONOMICS		10.0								10.0
GENETICS	2.0	3.0	1.0	3.0		1.0			3.0	7.0
GEOGRAPHY	19.0	8.0	4.0		2.5				25.5	8.0
GEOLOGY			8.0	4.0	4.5				12.5	4.0
GEOLOGY AND GEOPHYSICS	45.5	14.5							45.5	14.5
GEOPHYSICS			3.0	1.0	5.0				8.0	1.0
GERMAN	5.3	8.5	8.0	7.0	3.0	3.0			16.3	18.5
GREEK			2.0						2.0	
HEBREW		.5								.5
HEBREW AND SEMITIC STUDIES			3.0		2.0				5.0	

DEGREES REPORTED FISCAL YEAR 1983-84  
FTE TABULATION BY MAJOR  
UNIVERSITY OF WISCONSIN - MADISON

	BACHELORS		MASTERS		PHD		PROFESSIONAL		TOTAL	
	M	F	M	F	M	F	M	F	M	F
HISTORY	81.4	34.5	20.0	7.0	12.5	3.0			113.9	44.5
HISTORY AND HISTORY OF SCIENCE	.5								.5	
HISTORY OF CULTURE		2.0								2.0
HISTORY OF SCIENCE	2.5	3.5	4.0	1.0	1.0	2.0			7.5	6.5
HOME ECONOMICS EDUCATION		13.0								13.0
HOME ECONOMICS JOURNALISM		12.0		1.0						13.0
HORTICULTURE	12.0	26.0	5.0	4.0	1.5	1.5			18.5	31.5
HOSPITAL PHARMACY			4.0	2.0					4.0	2.0
IBERO-AMERICAN STUDIES		4.8	5.0	1.0					5.0	5.8
INDIVIDUAL MAJOR	1.0	8.0							1.0	8.0
INDUSTRIAL ENGINEERING	51.0	22.0	11.0	9.0	3.0				65.0	31.0
INDUSTRIAL RELATIONS			13.0	9.0					13.0	9.0
INTERIOR DESIGN	2.0	35.5							2.0	35.5
INTERNATIONAL RELATIONS	29.8	39.1							29.8	39.1
ITALIAN		1.5			1.0	3.0			1.0	4.5
JAPANESE	1.0	3.0							1.0	3.0
JOURNALISM	82.0	136.0	10.0	6.0					92.0	142.0
LAND RESOURCES			5.0	2.5	6.0	1.0			11.0	3.5
LANDSCAPE ARCHITECTURE	23.0	15.0	5.0	4.0					28.0	19.0
LAW							185.0	112.0	185.0	112.0
LEGAL INSTITUTIONS				1.0						1.0
LIBRARY SCIENCE			17.0	56.0	1.0				18.0	56.0
LINGUISTICS	3.0	4.0		2.0	1.0	1.0			4.0	7.0
MASS COMMUNICATIONS					5.0	3.0			5.0	3.0
MATERIALS SCIENCE			7.0		2.0				9.0	
MATHEMATICS	27.9	15.5	15.0	4.0	14.0	1.0			56.9	20.5
MEAT AND ANIMAL SCIENCE	25.8	23.5	1.0		1.0				27.8	23.5
MECHANICAL ENGINEERING	224.0	11.0	62.0	3.0	19.0				305.0	14.0
MEDICAL GENETICS				4.0						4.0
MEDICAL MICROBIOLOGY	7.5	9.0	1.0	5.0		1.0			8.5	15.0
MEDICAL PHYSICS			8.0	3.0	3.0				11.0	3.0
MEDICAL TECHNOLOGY	3.0	24.0							3.0	24.0
MEDICINE							106.0	35.0	106.0	35.0
METALLURGICAL ENGINEERING	20.0	5.0	9.0		3.0				32.0	5.0
METEOROLOGY	24.5	1.0	11.0	4.0	9.0				44.5	5.0
MINING ENGINEERING	11.0		2.0	1.0	1.0				14.0	1.0
MOLECULAR BIOLOGY	24.8	15.0		1.0	6.0	6.0			30.8	22.0
MUSIC	2.0	3.5				2.0			2.0	5.5
MUSIC: APPLIED	5.0	10.0	4.0	9.0					9.0	19.0
MUSIC: EDUCATION	9.0	15.0	2.0	1.0					11.0	16.0
MUSIC: HISTORY				2.0						2.0
NATURAL SCIENCE	4.5	7.0							4.5	7.0
NAVAL SCIENCE	3.0								3.0	
NUCLEAR ENGINEERING	9.0		15.0	2.0	12.0	1.0			36.0	3.0
NURSING	13.0	180.0	1.0	52.0					14.0	232.0
NUTRITIONAL SCIENCES	2.0	6.5		3.0	.5	2.0			2.5	11.5
OCCUPATIONAL THERAPY	2.0	53.0							2.0	53.0
OCEANOGRAPHY AND LIMNOLOGY			2.0		1.0				3.0	
ONCOLOGY					2.0	4.0			2.0	4.0
PATHOLOGY			2.0			2.0			2.0	2.0
PHARMACEUTICAL BIOCHEMISTRY					1.0				1.0	
PHARMACEUTICAL CHEMISTRY					1.0				1.0	

DEGREES REPORTED FISCAL YEAR 1983-84  
FTE TABULATION BY MAJOR  
UNIVERSITY OF WISCONSIN - MADISON

	BACHELORS		MASTERS		PHD		PROFESSIONAL		TOTAL	
	M	F	M	F	M	F	M	F	M	F
PHARMACEUTICS			7.0	1.0	3.0	2.0			10.0	3.0
PHARMACOLOGY					2.0				2.0	
PHARMACOLOGY - PHARMACY			1.0	1.0	1.0				2.0	1.0
PHARMACY	60.0	54.0							60.0	54.0
PHARMACY - CONTINUING EDUCATION			1.0						1.0	
PHILOSOPHY	28.7	6.0	11.0	1.0	3.0	2.0			42.7	9.0
PHYSICAL EDUCATION	18.0	23.0	12.0	9.0	1.0	2.0			31.0	34.0
PHYSICAL THERAPY	12.0	47.0							12.0	47.0
PHYSICIAN ASSISTANT	10.0	14.0							10.0	14.0
PHYSICS	14.1	3.0	17.0	1.0	15.0	5.0			46.1	9.0
PHYSIOLOGICAL CHEMISTRY					1.0				1.0	
PHYSIOLOGY					1.0	1.0			1.0	1.0
PLANT BREEDING AND PLANT GENETICS			8.0	2.0	13.0	2.0			21.0	4.0
PLANT PATHOLOGY	2.5	6.0	4.0		5.0				11.5	6.0
POLITICAL SCIENCE	101.9	58.0	20.0	5.0	3.0	1.0			124.9	64.0
PORTUGUESE			1.0						1.0	
POULTRY SCIENCE	3.0	1.0	1.0		1.0				5.0	1.0
PREVENTIVE MEDICINE - ADMINISTRATIVE MED			3.0	4.0					3.0	4.0
PREVENTIVE MEDICINE - EPIDEMIOLOGY			1.0	2.0					1.0	2.0
PSYCHOLOGY	49.8	99.5	7.0	11.0	2.0	3.0			58.8	113.5
PUBLIC POLICY AND ADMINISTRATION			28.0	15.0					28.0	15.0
RECREATION RESOURCES MANAGEMENT	8.0	11.5	1.0						9.0	11.5
RELATED ART		18.0	2.0	4.0					2.0	22.0
RETAILING	1.5	59.0							1.5	59.0
RURAL SOCIOLOGY	12.0	6.5	2.0	1.0					14.0	7.5
RUSSIAN	1.5	2.0							1.5	2.0
SCANDINAVIAN STUDIES	2.0	3.5	1.0	1.0					3.0	4.5
SLAVIC LANGUAGES AND LITERATURES			1.0		1.0	1.0			2.0	1.0
SOCIAL STUDIES	14.0	14.0							14.0	14.0
SOCIAL WELFARE	1.0	2.5			4.0	6.0			5.0	8.5
SOCIAL WORK	8.0	62.5	26.0	112.0					34.0	174.5
SOCIOLOGY	44.8	55.5	13.0	8.0	7.0	5.0			64.8	68.5
SOCIOLOGY - CORRECTIONAL ADMINISTRATION	1.5	1.0							1.5	1.0
SOIL SCIENCE	23.0	5.5	5.0	2.5	2.5	.5			30.5	8.5
SOUTH ASIAN LANGUAGE AND LITERATURE						2.0				2.0
SOUTH ASIAN STUDIES	2.0	4.0		2.0					2.0	6.0
SPANISH	4.5	19.6	2.0	9.0	3.0	2.0			9.5	30.6
SPECIAL GRADUATE COMMITTEE			1.0		1.0	2.0			2.0	2.0
STATISTICS	2.8		5.0	5.0	10.5	1.0			18.3	6.0
TEXTILE SCIENCE		2.0								2.0
TEXTILES AND CLOTHING		7.0		2.0						9.0
TEXTILES AND DESIGN						2.0				2.0
THEATRE AND DRAMA	7.5	15.5	3.0	5.0	2.0	5.0			12.5	25.5
URBAN AND REGIONAL PLANNING			18.0	7.0	1.0				19.0	7.0
VETERINARY SCIENCE			2.0		2.0	1.0			4.0	1.0
WATER CHEMISTRY			3.0		1.0				4.0	
WATER RESOURCES MANAGEMENT			11.0	10.0					11.0	10.0
WILDLIFE ECOLOGY	4.5	2.0	4.0		.5				9.0	2.0
ZOOLOGY	38.0	27.5	1.0	4.0	6.5	1.0			45.5	32.5
TOTAL	2,916.9	2,548.9	1,169.0	885.0	437.0	193.0	297.0	147.0	4,819.9	3,773.9



FARM AND INDUSTRY SHORT COURSES  
 COLLEGE OF AGRICULTURE AND LIFE SCIENCES  
 STUDENT ENROLLMENT BY COURSE AND TERM 1983-84

	TERM 1	TERM 2	TERM 3	TOTAL		TERM 1	TERM 2	TERM 3	TOTAL
<b>AGRICULTURAL ECONOMICS</b>					<b>FORESTRY</b>				
Farm Records for Farm Managers	80			80	Farm Forestry (Woodland Mgt)			17	17
Farm Fiscal Management		74		74	<b>HORTICULTURE</b>				
Business Management		32		32	Fundamentals of Fruit Growing			9	9
Agricultural Marketing		62		62	Turf Management		19		19
Dairy Marketing	68			68	Vegetable Crops		18		18
Rural Economics Issues			24	24	Total		37	9	46
Farm Law		63		63	<b>MEAT &amp; ANIMAL SCIENCE</b>				
Total	148	231	24	403	Feeding Meat Animals	72			72
<b>AGRICULTURAL ENGINEERING</b>					Beef & Swine Breeding		24		24
Farm & Industry Computations	40			40	Swine Management		38		38
Farm Machinery	52			52	Meat & Animal Evaluation, Products & Marketing		21		21
Safety and Emergencies	28			28	Beef Management			24	24
Livestock Housing	39			39	Sheep Management			9	9
Farm Power		32		32	Total	72	83	33	188
Farm Electrification			39	39	<b>MECHANICAL ENGINEERING</b>				
Total	159	32	39	230	Welding	24	36	39	99
<b>AGRICULTURAL JOURNALISM</b>					<b>PLANT PATHOLOGY</b>				
Farm Communications	28			28	Plant Diseases	13			13
<b>AGRONOMY</b>					<b>POULTRY SCIENCE</b>				
Grain Crops Production	72			72	Poultry Feeds and Feeding		12		12
Forage Crops		115		115	Poultry Management			7	7
Weed Control Methods			43	43	Total		12	7	19
Total	72	115	43	230	<b>RURAL SOCIOLOGY</b>				
<b>BACTERIOLOGY</b>					Trends & Issues in Rural Life	20			20
Farm Bacteriology	13			13	<b>SOIL SCIENCE</b>				
<b>BIOCHEMISTRY</b>					Beginning Soils	54			54
Farm Chemistry	28			28	Advanced Soil Management		59		59
<b>CONTINUING &amp; VOCATIONAL EDUCATION</b>					Soil & Water Conservation			16	16
Community Leadership		18		18	Total	54	59	16	129
<b>DAIRY SCIENCE</b>					<b>VETERINARY SCIENCE</b>				
Dairy Cattle Evaluation	71			71	Prevention & Control of Live- stock Diseases			51	51
Genetic Improve of Dairy Cattle	104			104	<b>WILDLIFE ECOLOGY</b>				
Feeding Dairy Cattle		113		113	Wildlife Management			55	55
Registered Holstein Forum		53		53	<b>OTHERS</b>				
Reproduction of Farm Animals			101	101	Elements of Speaking		18		18
Dairy Farm Management			76	76	Convocation	172			172
Dairy Cattle Management			96	96	Total	172	18		190
Total	175	166	273	614	<b>TOTAL COURSE REGISTRATIONS</b>	996	820	644	2460
<b>ENTOMOLOGY</b>					<b>TOTAL STUDENTS</b>	185	177	158	520
Farm Insects			38	38					
Bee Keeping		13		13					
Total		13	38	51					
<b>FOOD SCIENCE</b>									
Food Production & Quality	20			20					

FARM AND INDUSTRY SHORT COURSES  
 COLLEGE OF AGRICULTURE AND LIFE SCIENCES  
 NUMBER OF ACCUMULATIVE CREDITS BY TERM 1983-84\*

	TERM 1	TERM 2	TERM 3	TOTAL
AGRICULTURAL ECONOMICS	230.9	360.4	37.4	628.7
AGRICULTURAL ENGINEERING	315.4	49.9	89.7	455.0
AGRICULTURAL JOURNALISM	40.6			40.6
AGRONOMY	112.3	179.4	67.1	358.8
BACTERIOLOGY	20.3			20.3
BIOCHEMISTRY	43.7			43.7
CONTINUING & VOCATIONAL EDUCATION		28.1		28.1
DAIRY SCIENCE	273.0	259.0	425.9	957.9
ENTOMOLOGY		20.3	59.3	79.6
FOOD SCIENCE	31.2			31.2
FORESTRY			26.5	26.5
HORTICULTURE		14.0	14.0	28.0
MEAT & ANIMAL SCIENCE	112.3	145.0	51.5	308.8
MECHANICAL ENGINEERING	55.2	82.8	89.7	227.7
PLANT PATHOLOGY	20.3			20.3
RURAL SOCIOLOGY	31.2			31.2
SOIL SCIENCE	84.2	92.0	25.0	201.2
VETERINARY SCIENCE			79.6	79.6
WILDLIFE ECOLOGY			85.8	85.8
OTHERS	134.0	28.0		162.0
<b>TOTAL CREDITS</b>	<b>1504.6</b>	<b>1258.9</b>	<b>1051.5</b>	<b>3815.0</b>
<b>TOTAL STUDENTS</b>	<b>185</b>	<b>177</b>	<b>158</b>	<b>520</b>

\* CREDIT EQUIVALENTS IN FARM AND INDUSTRY SHORT COURSE ARE BASED ON THE NUMBER OF INSTRUCTIONAL HOURS OR AN EQUIVALENT BASIS WITH UNDERGRADUATE DEGREE PROGRAMS.